

Local Mental Health Services (MHS) Fund Cash Flow Statement

City/County : Fresno

Calendar Year : 2008


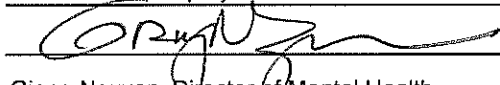
Date : October 29, 2008


Period Ending : September 30, 2008

A. Local MHS Cash and Investments On-Hand According to City/County Financial Records	
1. MHS Cash and Investments On-Hand from Financial Records - Beginning of 6 Month Period	\$ 12,678,859.89
2. Deposits to MHS Fund During 6 Month Period	
a. MHS Distribution from the California Department of Mental Health	\$ 13,073,886.00
b. Medi-Cal FFP, EPSDT SGF and Other Off-Setting Revenues - Correction	\$ 148,867.15
3. Net MHS Transfers into out of Fund (i.e. expenditures) During 6 Month Period (negative amount)	\$ (7,967,199.61)
4. Interest Income Posted to MHS Fund	\$ 183,772.22
5. MHS Cash and Investments On-Hand from Financial Records - End of Period	\$ 18,118,185.65
B. Adjustment to Reflect Funds Reserved for :	
1. Obligations/Encumbrances	\$ 1,772,056.90
2. Pre-Paid Expenses (Enter as Negative Number)	
3. CSS One-Time Expenditures Not Incurred	\$ 2,808,597.25
4. Revenue	\$ -
5. Total Adjustments	\$ 4,580,654.15
C. Funds Set Aside for a Local Prudent Reserve in Accordance with WIC 5847(a)(7)	
	\$ -
D. Unreserved MHS Cash and Investments On-Hand	
	\$ 13,537,531.50

CERTIFICATION

I HEREBY CERTIFY, to the best of my knowledge and belief, under penalty of perjury, that this Cash Flow Statement is correct and complete and that all expenditures have been made in accordance with the Mental Health Services Act requirements

Signature	
Name and Title	Linda Collins, Deputy Director - HSF
Signature	 10/31/08
Name and Title	Giang Nguyen, Director of Mental Health
Prepared By:	
Name and Title	Laurentius HarlanTheng - Accountant
E-Mail Address	lharlantheng@co.fresno.ca.us
Telephone #	(559) 453-4220

LMH
10-30-08


**FRESNO COUNTY MENTAL HEALTH SERVICES ACT
TRUST FUND 2463 SUMMARY
AS OF SEPTEMBER 30, 2008**

Subclass	Balance as of 07/01/08	Year to Date Activity			Balance as of 09/30/08
		Deposits	Interest	Withdraw	
33630 - CHILDREN MHSA - 37%	\$ 5,347,320.72	\$ -	\$ 11,484.31	\$ 1,480,403.06	\$ 3,878,401.97
33640 - TRANSITIONAL AGE YOUTH MHSA - 17%	\$ 2,909,518.55	\$ -	\$ 7,286.97	\$ 425,686.22	\$ 2,491,119.30
33650 - ADULT MHSA - 30%	\$ 7,024,636.41	\$ 28,823.15	\$ 12,764.51	\$ 1,953,070.64	\$ 5,113,153.43
33660 - OLDER ADULT MHSA - 13%	\$ 1,870,013.07	\$ -	\$ 4,252.84	\$ 298,532.39	\$ 1,575,733.52
33670 - ADMINISTRATION MHSA - 3%	\$ 1,560,786.57	\$ -	\$ 3,149.82	\$ 1,072,735.63	\$ 491,200.76
33680 - COMMUNITY BASE ORG (CBO)	\$ 566,100.00	\$ -	\$ 326.81	\$ -	\$ 566,426.81
33685 - CAPITAL FACILITIES	\$ -	\$ -	\$ -	\$ -	\$ -
33690 - PERFORMANCE MEASURES / IT	\$ -	\$ -	\$ -	\$ -	\$ -
33695 - EDUCATION AND TRAINING	\$ 346,072.10	\$ -	\$ 908.76	\$ -	\$ 346,980.86
33620 - CSS LOCAL PRUDENT RESER E	\$ -	\$ 3,655,169.00	\$ -	\$ -	\$ 3,655,169.00
TOTAL	\$ 19,624,447.42	\$ 3,683,992.15	\$ 40,174.02	\$ 5,230,427.94	\$ 18,118,185.65

FRESNO COUNTY
 MENTAL HEALTH SERVICES ACT
 TRUST FUND 2463 ACTIVITIES
 PERIOD APRIL - SEPTEMBER 2008

	April	May	June	July	August	September	Total
33630 - CHILDREN MHSA - 37%	742,938.74 22,482.11 201,282.36	245,731.61	1,684,924.09 20,154.48 331,682.85	11,484.31 686,522.84	40,528.78	753,351.44	2,427,862.83 54,120.90 2,259,099.88
33640 - TRANSITIONAL AGE YOUTH MHSA - 17%	343,770.13 14,173.57		343,770.29 12,708.14 197,241.37	7,286.97 100,244.47	3.00	325,438.75	687,540.42 34,166.68 622,927.59
33650 - ADULT MHSA - 30%	657,473.81 22,825.50 5,468.58	293,403.34	3,311,038.06 20,462.31 431,583.17	28,823.15 12,764.51 909,922.18	110,636.15	932,512.31	3,997,335.02 56,052.32 2,683,525.73
33660 - OLDER ADULT MHSA - 13%	276,732.40 8,950.29 139,466.04	105,396.14	442,607.53 8,023.64 70,273.58	4,252.84 98,499.01	39,942.19	160,091.19	719,339.93 21,226.77 613,668.15
33670 - ADMINISTRATION MHSA - 3%	227,838.92 7,196.57 111,081.25	269,339.17	941,567.03 6,451.49 334,822.21	3,149.82 456,274.25	226,302.11	390,169.27	1,169,405.95 16,797.88 1,787,978.25
33680 - COMMUNITY BASE ORG (CBO)			566,100.00	326.81			566,100.00 326.81
33685 - CAPITAL FACILITIES							
33690 - PERFORMANCE MEASURES /IT							
33695 - EDUCATION AND TRAINING	90.75		81.35	908.76			1,080.86
33620 - CSS LOCAL PRUDENT RESERVE				3,655,169.00			3,655,169.00
TOTAL	2,248,754.00 75,716.79 457,298.23	913,870.25	7,290,007.00 67,879.41 1,355,603.18	3,683,992.15 40,174.02 2,251,462.75	417,412.23	2,561,552.96	13,222,753.15 183,772.22 7,987,199.61

ACC	ACC DESCRIPTION	Apr		May		Jun		Total	
		OG	OT	OG	OT	OG	OT	OG	OT
6100	Salary	106,303.90		82,179.33		134,213.11		322,696.34	-
6200	Extra Help	3,023.17		3,214.00		4,660.30		10,897.47	-
6300	Overtime	638.51		167.76		182.20		988.47	-
6350	Unemployment Insurance			343.75				343.75	-
6400	Retirement Contribution	37,848.01		29,174.45		46,438.61		113,461.07	-
6500	OASDI Contribution	8,041.42		6,302.09		10,257.50		24,601.01	-
6600	Health Insurance Contribution	13,591.20		10,290.86		16,590.35		40,472.41	-
6650	Life & Disability Insurance	113.30		101.97		175.61		390.88	-
6670	Benefit Administration			655.50				655.50	-
7040	Telephone Charges	512.36	67.72	995.22	492.79	536.90	186.47	2,044.48	746.98
7070	Household Expense	145.76		21.46		152.45		319.67	-
7071	Household Exp - GSA	2,832.78		3,191.12		1,906.39		7,930.29	-
7175	Insurance Other			40.50				40.50	-
7221	Bldg Maint-GSA			2.14		25.48		27.62	-
7235	Medical, Dental & Lab Supplies	128.63		3,206.17		48,314.62		51,649.42	-
7250	Membership							-	-
7265	Office Expense	877.85	3,722.69	3,115.99	3,859.94	1,930.84	981.06	5,924.68	8,543.69
7268	Postage	1,526.46		58.55		366.22		1,951.23	-
7269	Printing					17.71		17.71	-
7287	PeopleSoft Financial Chg							-	-
7294	Prof & Spec Services-Contract	456,375.93	28,823.15	663,932.59	157,219.47	1,466,253.19	112,087.92	2,586,561.71	298,130.54
7295	Professional & Specialist Serv	138,256.65	49,637.71	178,141.35	14,446.00	37,215.82	21,675.00	353,613.82	85,758.71
7296	Data Processing Services	2,351.68	0.05	8,965.59	2,177.78	2,341.82	4,178.45	13,659.09	6,356.28
7309	Computer Services Software				3,060.02			-	3,060.02
7325	Publication & Legal Notices	562.50						562.50	-
7340	Rents and Leases-Buildings	11,080.40		972.70		4,694.20		16,747.30	-
7355	Rents & Leases-Equipment			422.50		688.78		1,111.28	-
7385	Small Tools & Instruments	9,207.30		4,123.70			2,191.68	13,331.00	2,191.68
7400	Special Dept. Expense					1,915.79	313.36	1,915.79	313.36
7412	Mileage	43.94		1,128.68		206.04		1,378.66	-
7415	Trans, Travel & Educatio,	869.00	2,722.76	700.45	4,640.61	3,047.78	1,017.46	4,617.23	8,380.83
7416	Tran, Travel & County Garage	4,582.78		6,144.31		5,229.16		15,956.25	-
7421	Travel Advance	3,380.18		(3,380.18)				-	-
7430	Utilities			137.65				137.65	-
		802,293.71	84,974.08	1,004,350.20	185,896.61	1,787,360.87	142,611.40	3,594,004.78	413,482.09
7868	Dept Overhead Allocation	4,840.98		805.18		3,669.94		9,316.10	-
7897	Project Development		25,141.67		168,360.61		44,329.49	-	237,831.77
7934	Residual Equity Trnsfr Out-Fleet				2,810.40			-	2,810.40
8300	Equipment						217,345.00	-	217,345.00
		807,134.69	110,115.75	1,005,155.38	357,067.62	1,791,030.81	404,285.89	3,603,320.88	871,469.26

**Annual Mental Health Services Act Revenue and Expenditure Report for Fiscal Year 2006-07
Community Services and Supports (CSS) One-Time Expenditures**

County: Fresno

Date: 2/8/2008

CSS Approved One-Time Expenditures	(A)	(B)	(D)
	Approved Amount	Actual Expenditures	Balance
Extension of Community Program Planning	\$ 395,000	\$ -	\$ 395,000
System Improvement	\$ 643,759	\$ 90,104	\$ 553,655
Information Technology One-Time	\$ -	\$ -	\$ -
<u>Other Approved One-Time (please list)</u>			
1 Community Program Planning	367,626	\$ 367,626	\$ -
2 Telephone Charges	12,800	\$ -	\$ 12,800
3 Office Expense	13,030	\$ 239	\$ 12,791
4 Proff & Specialist Serv	1,226,348	\$ 30,660	\$ 1,195,688
5 Computer ServiCharges	218,727	\$ -	\$ 218,727
6 Small Tools & Instrument	399,250	\$ -	\$ 399,250
7 Commissions/Advisory Boards	439,728	\$ -	\$ 439,728
8 Trans, Travel & Educ.	427,517	\$ 8,202	\$ 419,315
9 Residual Eq Transfer Out	210,790	\$ 52,290	\$ 158,500
			\$ -
10 WET - Planning & Early Implementation	\$ 345,900		\$ 345,900
11 Amendment CSS On-Time 05-06	\$ 320,282		\$ 320,282
12 Prevention and Early Interventaion - Planning	\$ 566,100		\$ 566,100
			\$ -
			\$ -
			\$ -
			\$ -
			\$ -
			\$ -
			\$ -
			\$ -
			\$ -
			\$ -
			\$ -
			\$ -
			\$ -
			\$ -
Total One-Time Expenditures	\$ 5,586,857	\$ 549,122	\$ 5,037,735
One-Time Expenditures Redirected to CSS Services			\$ -
Total Use of Approved One-Time Expenditure Funding	\$ 5,586,857	549,121.79	\$ 5,037,735

OUTSTANDING PAYMENTS AS OF 3/31/08

DATE	VOUCHER	PROVIDER	PROGRAM	ORG	TYPE	MONTH	OF SERVICE	PERSONNEL	OTHERS
	ACTUAL PENDING	CYS	SMART MODEL OF CARE	56634320	OG	SEP 08		16,064.15	2,609.07
	ACTUAL PENDING	CYS	FUNCTIONAL FAMILY THERAPY	56634321	OG	SEP 08		30,909.01	9,064.43
	ESTIMATE PENDING	EPJ	SMART MODEL OF CARE	56634320	OG	SEP 08		23,486.58	5,831.75
	ACTUAL PENDING	FAMILY FIRST	SMART MODEL OF CARE	56634320	OG	AUG 08		72,430.77	30,302.03
	ESTIMATE PENDING	FAMILY FIRST	SMART MODEL OF CARE	56634320	OG	SEP 08		47,956.68	18,066.89
09/15/08	Pending	GENESIS FAMILY CENTER	TAY MHS/ACT & HOUSING	56644420	OG	JULY 08		109,606.20	
09/15/08	Pending	GENESIS FAMILY CENTER	TAY MHS/ACT & HOUSING	56644420	OG	AUG 08		63,731.22	52,935.77
09/15/08	Pending	GENESIS FAMILY CENTER	TAY MHS/ACT & HOUSING	56644420	OG	JULY 08		67,659.27	36,519.69
	ACTUAL PENDING	KING VIEW CORP	OUTREACH & ENGAGEMENT FOR CHILDREN	56634322	OG	JUL 08		27,256.00	14,674.10
	ACTUAL PENDING	KING VIEW CORP	OUTREACH & ENGAGEMENT FOR CHILDREN	56634322	OG	AUG 08		19,769.16	12,160.20
	ACTUAL PENDING	KING VIEW CORP	OUTREACH & ENGAGEMENT FOR CHILDREN	56634322	OG	SEP 08		18,468.78	13,613.83
	ACTUAL PENDING	KING VIEW CORP	OUTREACH & ENGAGEMENT FOR CHILDREN	56634322	OT	MAY 08		-	8,916.40
	ACTUAL PENDING	KING VIEW CORP	OUTREACH & ENGAGEMENT FOR CHILDREN	56634322	OT	JUNE 08		-	65,858.64
10/10/08	Pending	KING VIEW CORP	AB 2034 RESTORATION/EXPANSION	56654520	OG	JULY 08		49,585.08	44,427.86
10/10/08	Pending	KING VIEW CORP	AB 2034 RESTORATION/EXPANSION	56654520	OG	AUG 08		41,903.04	59,997.03
10/10/08	Pending	KING VIEW CORP	AB 2034 RESTORATION/EXPANSION	56654520	OG	SEP 08		39,532.44	44,836.88
	ACTUAL PENDING	KING VIEW CORP	WELLNESS & REC DROP-IN CTR	56654521	OG	AUG 08		20,329.80	30,335.17
	ACTUAL PENDING	KING VIEW CORP	WELLNESS & REC DROP-IN CTR	56654521	OG	SEPT 08		32,946.30	33,084.64
	ACTUAL PENDING	KING VIEW CORP	AB 2034 RESTORATION/EXPANSION	56654523	OT	AUG 08		3,167.33	15,042.20
10/10/08	Pending	KING VIEW CORP	AB 2034 RESTORATION/EXPANSION	56654523	OT	SEP 08		7,455.66	14,400.62
	ACTUAL PENDING	KING VIEW CORP	ADULT / ICSST / ACT	56654522	OT	JUNE 08			66,330.21
	ACTUAL PENDING	KING VIEW CORP	ADULT / ICSST / ACT	56654522	OG	JUNE 08		100,455.62	65,091.38
	ACTUAL PENDING	KING VIEW CORP	ADULT / ICSST / ACT	56654522	OG	JULY 08		64,474.02	31,504.97
	ACTUAL PENDING	KING VIEW CORP	ADULT / ICSST / ACT	56654522	OG	AUG 08		61,520.38	47,274.86
	ACTUAL PENDING	KING VIEW CORP	ADULT / ICSST / ACT	56654522	OG	SEP 08		62,997.20	39,389.92
	ACTUAL PENDING	KING VIEW CORP	ADULT / ICSST / ACT	56654522	OG	SEP 08		872,100.71	871,863.94
	ACTUAL PENDING	NETSMART		56679055	OT	AUG (#4)			(30,298.74)
	ACTUAL PENDING	NETSMART		56679055	OT			872,100.71	841,565.20

FRESNO COUNTY MENTAL HEALTH SERVICES
Trust Fund Tracking, MHSA
FY 04/05 - 07/08

County Trust Fund Acct #
 2463

DESCRIPTION	DMH APPROVAL LTR. DATED	DMH APPROVED AMOUNT	COUNTY DEPOSIT #	COUNTY DEPOSIT DATE	CSS AMOUNT RECEIVED	ONE TIME AMOUNT RECEIVED
Total Allocated and Approved \$ 25,494,188.00						
Community Program Planning	4/27/2005	\$ 367,626.00	129007	5/19/2005	\$	\$ 367,626.00
System Improvement Fund	3/13/2006	\$ 50,000.00	148085	5/24/2007	\$	\$ 50,000.00
System Improvement Fund	5/2/2006	\$ 50,000.00	147283	5/19/2007	\$	\$ 50,000.00
Extension of Community Program Planning	5/19/2006	\$ 395,000.00	149248	6/15/2007	\$	\$ 395,000.00
System Improvement Fund	5/19/2006	\$ 95,600.00	149248	6/15/2007	\$	\$ 95,600.00
MHSA Adm. And Coordination	6/12/2006	\$ 281,759.00	150517	7/7/2006	\$	\$ 281,759.00
AB 2034 Restoration	6/12/2006	\$ 166,400.00	150517	7/7/2006	\$	\$ 166,400.00
1st qtr CSS Fund 06-07	7/28/2006	\$ 1,258,542.00	152384	8/17/2006	\$ 1,258,542.00	\$
1st qtr One Time Fund 05-06	7/28/2007	\$ 452,680.00	152384	8/17/2006	\$	\$ 452,680.00
2nd qtr CSS Fund 06-07	7/28/2007	\$ 1,953,011.00	154181	9/22/2006	\$ 1,953,011.00	\$
2nd qtr One Time Fund 05-06	7/28/2006	\$ 776,200.00	154433	9/22/2006	\$	\$ 776,200.00
3rd qtr CSS Fund 06-07	7/28/2006	\$ 1,953,011.00	157729	12/4/2006	\$ 1,953,011.00	\$
3rd qtr One Time Fund 05-06	7/28/2006	\$ 784,611.00	157729	12/4/2006	\$	\$ 784,611.00
4th qtr CSS Fund 06-07	1/30/2007	\$ 1,953,010.00	161970	2/27/2007	\$ 1,953,010.00	\$
4th qtr One Time Fund 05-06	1/30/2007	\$ 776,199.00	161970	2/27/2007	\$	\$ 776,199.00
1st qtr CSS Fund 07-08	4/23/2007	\$ 2,128,711.00	201907	6/6/2007	\$ 2,128,711.00	\$
1st qtr One Time Fund 05-06	4/23/2007	\$ 39,625.00	201770	6/4/2007	\$	\$ 39,625.00
2nd qtr CSS Fund 07-08		\$ 2,128,711.00	206092	8/28/2007	\$ 2,128,711.00	\$
2nd qtr One Time Fund 05-06		\$ 39,625.00	206095	8/28/2007	\$	\$ 39,625.00