

# Fresno County, Department of Behavioral Health Full Service Partnership Program Data Collections Report Fiscal Year (FY) 2016-17

The Fresno County, Department of Behavioral Health strives to evaluate Contract Providers and In-House programs on an ongoing basis to measure cost effectiveness, need for service, program success, and program improvement. This particular data report seeks to measure the departments Mental Health Services Act (MHSA) funded Full Service Partnership Programs (FSP), reporting period Fiscal Year (FY) 2016-17.

The MHSA, FSPs are intensive and comprehensive case management programs that provide treatment and supportive services with a client/family –centered philosophy, doing, “*Whatever it Takes*” so that individuals with serious mental illness and/or serious emotional disorders can achieve more independent, meaningful and productive lives. The Departments MHSA Division encompasses seven (7) FSP programs. Various community organizational providers operate the Departments FSP programs for services. During reporting period (FY 2016-17), 1,600 clients were served via the FSP programs.

Fresno County, MHSA Full Service Partnership Programs:

**Bright Beginnings** – Operated by Uplift; Age Range: 0-10 years of age; 316 served during reporting period of which 180 clients were active for a 12 month period. Services include but not limited to Mental health and community support services including individual and group therapy, medication, intensive case management, rehabilitation, crisis intervention, and evidence based treatment, and in home therapeutic services, and housing support for families. This program collaborates with Exceptional Parents Unlimited and Children Youth Services.

**Children and Youth ACT** – Operated by Uplift; Age Range: 10-18 years of age; 157 served during reporting period of which 154 clients were active for a 12 month period. Services include but not limited to outpatient individual and group therapy, co-occurring disorders, medications, case management, rehabilitation, crisis services, housing, client supports and other supports and services as needed to support client and family. Program specifically focus on children and Youth involved in the criminal justice system.

**Transitioned Aged Youth** – Operated by Turning Point of Central California, Inc.; Age Range: 16-25 years of age; 269 served during reporting period of which 179 clients were active for a 12 month period. Services include but not limited to outpatient individual and group therapy, co-occurring disorders, medications, case management, rehabilitation, crisis services, housing, client supports and other services to support client and family needs. Program specifically focus on transitioned aged youth.

**IMPACT** – Operated by Mental Health Systems, Inc.; Age Range: adult 26-59 and older adult 60 plus years of age; 139 served during reporting period of which 88 clients were active for a 12 month period. Services include but not limited to coordination of mental health services,

# Fresno County, Department of Behavioral Health

## Full Service Partnership Program Data Collections Report

### Fiscal Year (FY) 2016-17

housing and substance abuse treatment for seriously and persistently mentally ill adults and older adults. Program also supports three (3) Substance Use residential beds.

**Rural FSP** – Operated by Turning Point of Central California, Inc.; Age Range: children, youth, adults and clients over the age of 60 years; 140 served during reporting period of which 67 clients were active for a 12 month period. Services include but not limited to outpatient individual and group therapy, co-occurring disorders, medications, case management, rehabilitation, crisis services, housing, client supports and other services to support client and family needs. Rural FSP offers three levels of Services, Outpatient, Intensive Case Management and FSP.

**VISTA** – Operated by Turning Point of Central California, Inc.; Age Range: youth, adults and skilled nursing facility clients over the age of 60 years; 372 served during reporting period of which 249 clients were active for a 12 month period. Services include but not limited to outpatient individual and group therapy, co-occurring disorders, medications, case management, rehabilitation, crisis services, housing, client supports and other services to support client and family needs. Program focus on the homeless mentally ill adults.

**FSP First Street Center AB109** – Operated by Turning Point of Central California, Inc.; Age Range: youth 18-25, adult 26-59, and 60 plus years of age; 207 served during reporting period of which 71 clients were active for a 12 month period. AB109 services include but not limited to initial assessment, communication, collaboration, and compliance with Fresno County Probation Department and AB109 regulations. The AB109 program provides for mental health and linkage to appropriate services, program follows-up with each consumer on a regular basis to ensure consumers are actively participating with mental health and community support services based on their needs. The team is culturally sensitive and offers support to clients and their families. Family support services is provided through Peer Support Specialists and Case Managers.

#### *Methodology*

FSPs are mandated to report and track client domains, via the Partnership Assessment Forms (PAF) completed at enrollment and Key Event Tracking (KET) Forms during enrollment. The data gathered within these forms is self-reported by the client and entered by designated program staff into the State's web based platform, Data Collection Reporting (DCR) system. Fresno County is allowed access to retrieve data from the DCR system for county reporting purposes.

The data in this report measures the aggregate totals for FSP programs under the County's MHSA Division. FSP reports are divided into five (5) domains; Housing; Justice System, Hospital, Employment, and Academic Performance; this report measures three (3) of the five FSP domains. The data identifies the number of Clients and Key Event Days for each of the three domains. The data identifies clients' 12 months *Prior* enrollment versus 12 months *Post*

# Fresno County, Department of Behavioral Health Full Service Partnership Program Data Collections Report Fiscal Year (FY) 2016-17

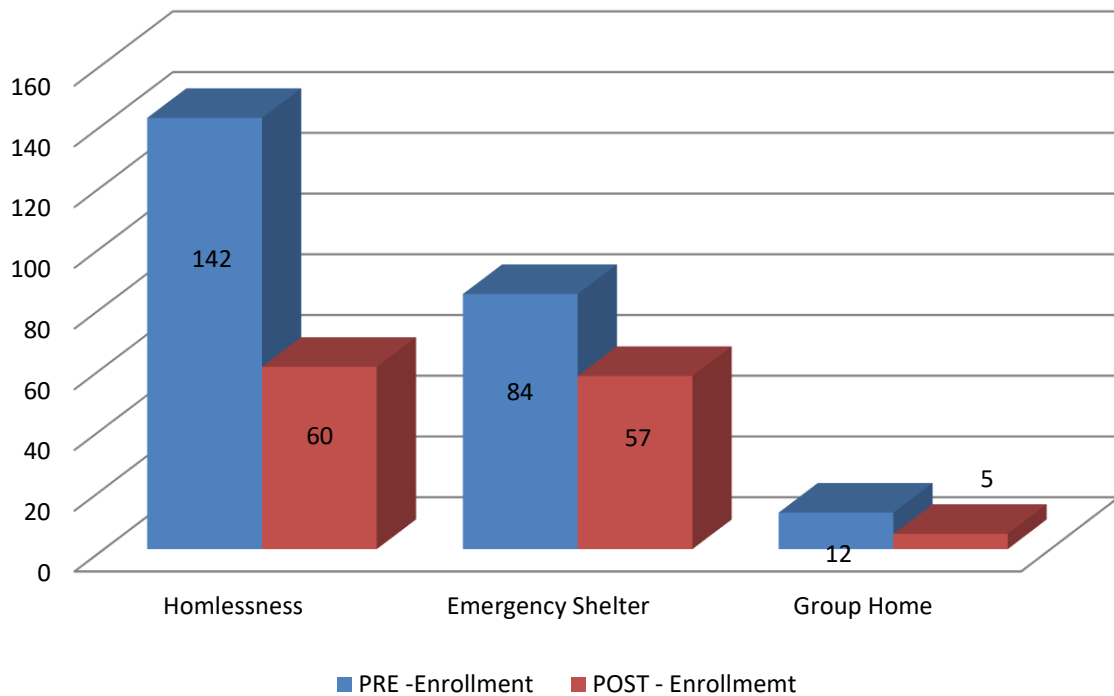
enrollment. The data captured utilizes only those clients who were active for a 12 month period during FY 2016-17. Of the 1,600 clients enrolled during reporting period, 988 (62%) were actively enrolled. For individual FSP outcomes, by program, click the [FSP Program Outcomes](#).

## Housing Domain:

The FSP housing domain captured in this report is divided into three categories; Homelessness, Emergency Shelter, and Group Home/Community Treatment programs.

*Client experience* – the number of clients experiencing homelessness was reduced from 142 clients to 60 clients’ a 58% reduction of client homeless experience during reporting period. The number of clients experiencing Emergency Shelter was reduced from 84 clients prior to enrollment to 57 clients, a 32% reduction during reporting period. The number of clients experiencing Group Home/Community Treatment programs reduced from 12 clients prior to enrollment to five clients during enrollment a reduction of 58%.

## Client Experience Reduction



# Fresno County, Department of Behavioral Health Full Service Partnership Program Data Collections Report Fiscal Year (FY) 2016-17

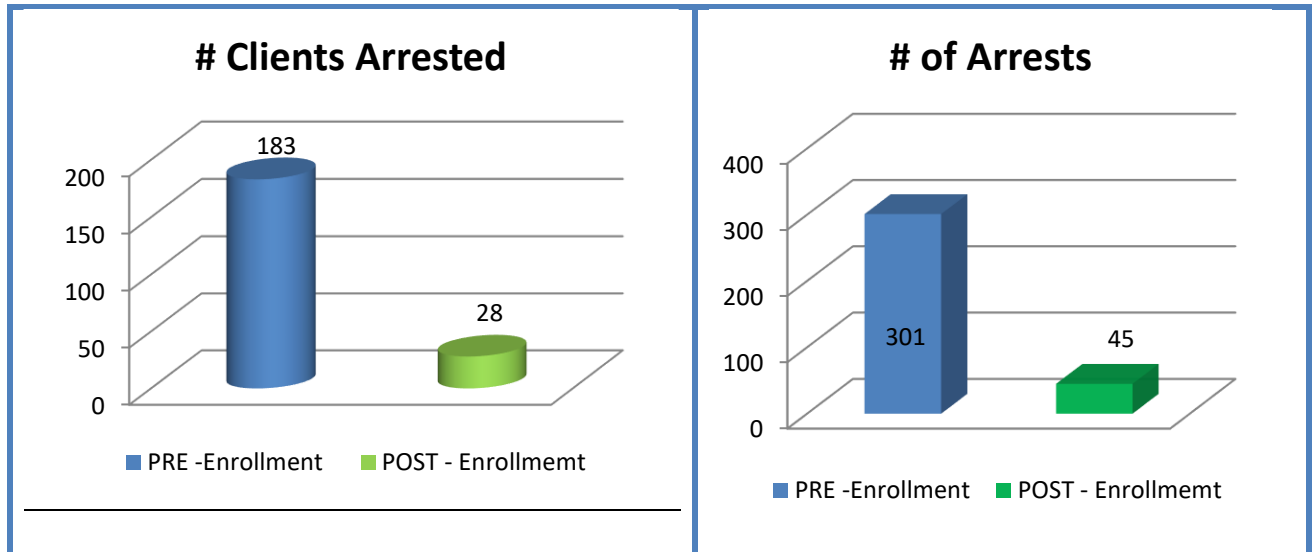


*Key Event Days* – homeless days reduced by 72% (from 19,511 homeless days prior to enrollment to 5,445 days). Emergency Shelter days were reduced by 19% (from 8,686 emergency shelter days to 7,082 days). Group home/Community Treatment days reduced by 83% (from 2,638 group home day’s prior enrollment to 440 days post enrollment).

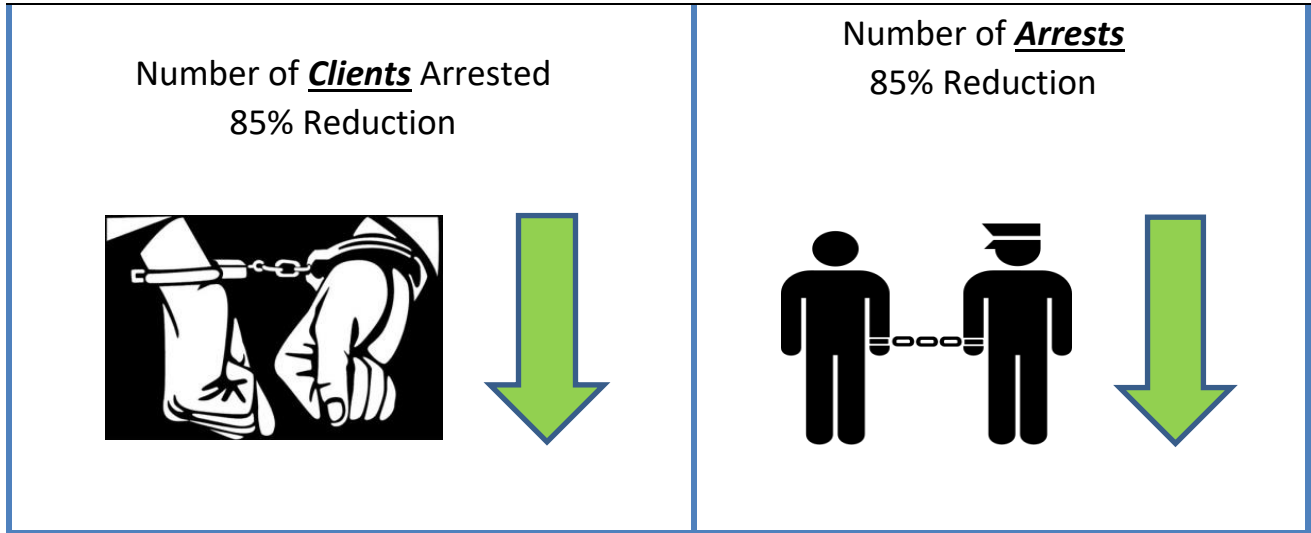
**Justice System Domain:**

The FSP justice system domain is divided into two categories; Arrests and Incarceration.

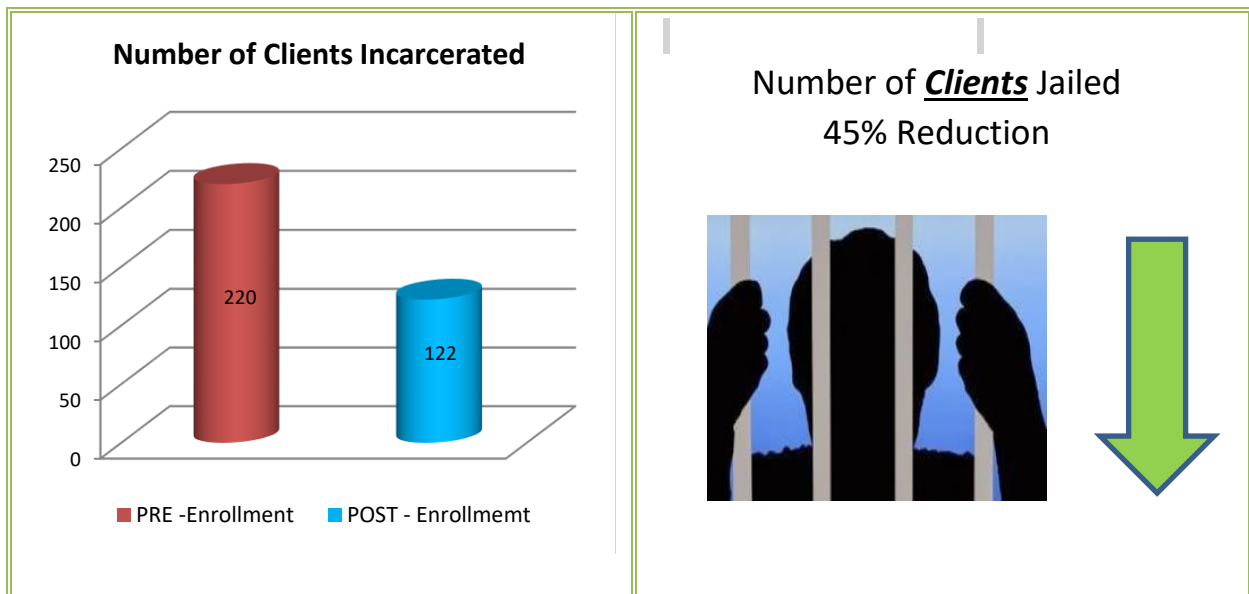
*Arrest Experience* – the number of clients arrested during reporting period reduced by 85% (from 183 clients prior to enrollment to 28 clients post enrollment). The number of arrests prior to enrollment vs post enrollment reduced by 85% (from 301 arrests pre enrollment to 45 arrests post enrollment).



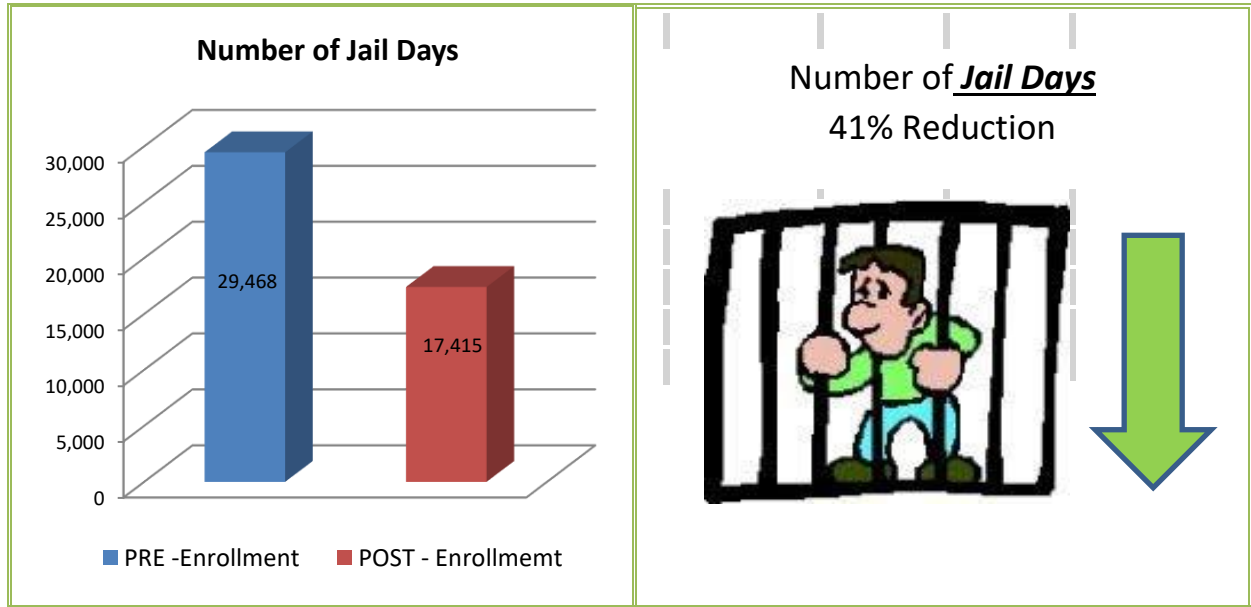
# Fresno County, Department of Behavioral Health Full Service Partnership Program Data Collections Report Fiscal Year (FY) 2016-17



*Incarceration Experience* – The number of clients incarcerated (jail and/or juvenile hall) reduced by 45% (from 220 client’s jailed pre enrollment to 122 clients jailed post enrollment). The number of incarceration days reduced by 41% (from 29,468 jail days prior to enrollment to 17,415 days post enrollment). There was a significant increase of the number of Jail/Juvenile Hall days from previous FY 2015-16.



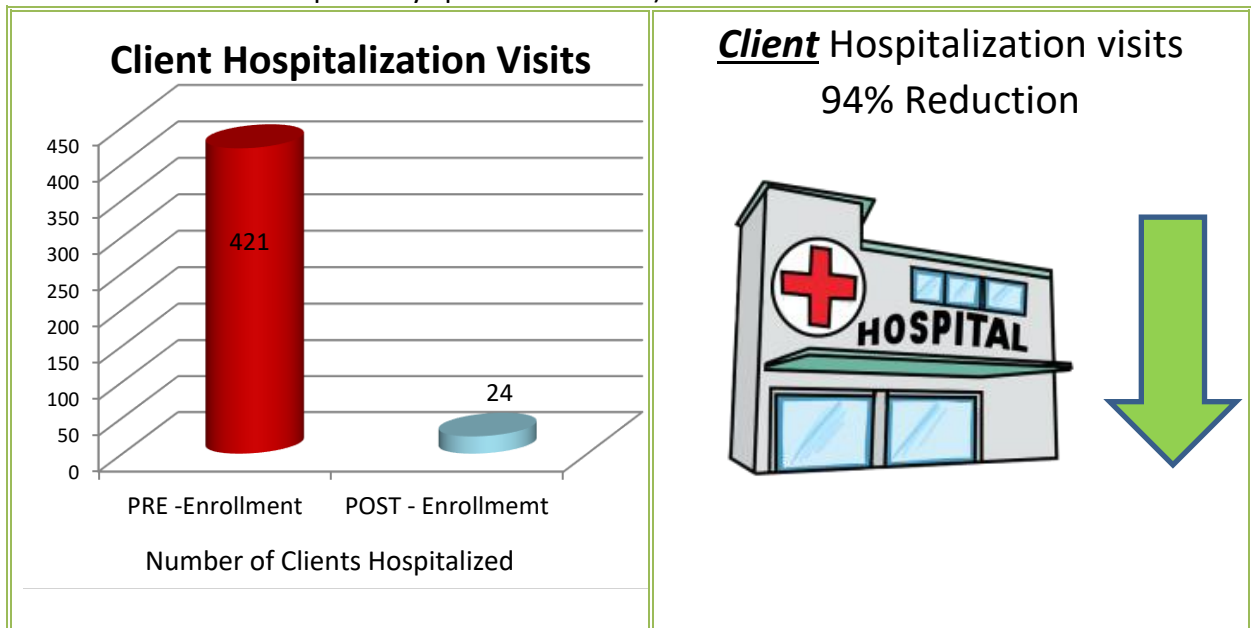
# Fresno County, Department of Behavioral Health Full Service Partnership Program Data Collections Report Fiscal Year (FY) 2016-17



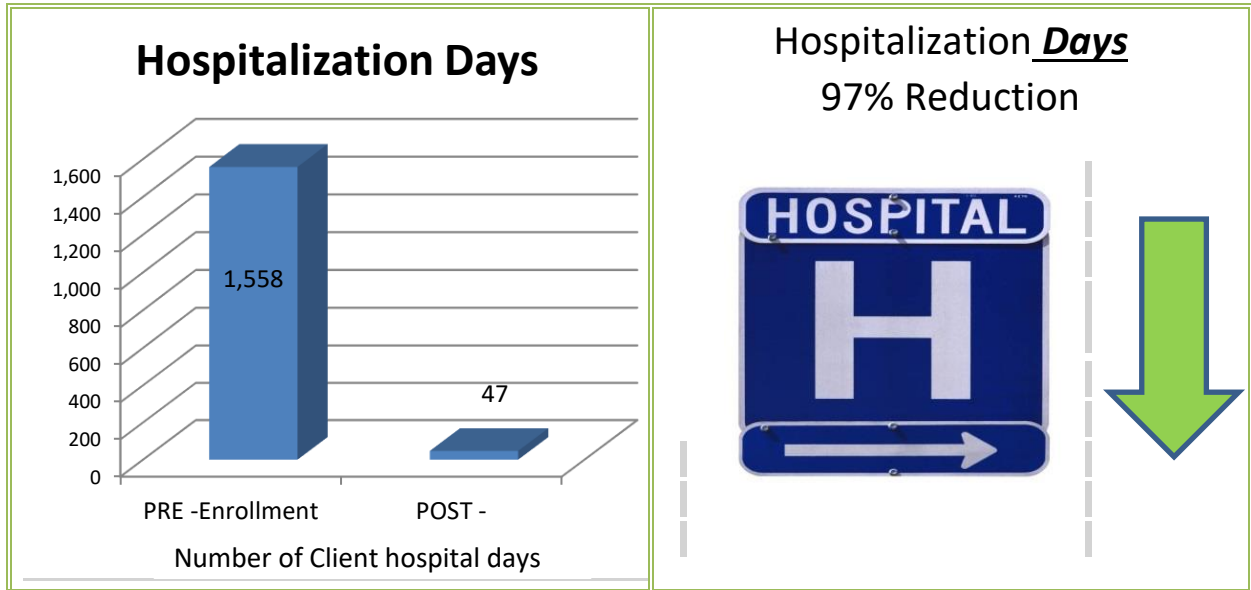
## Hospitalizations:

The FSP hospitalization domain is categorized into Medical (Physical) hospitalization and Psychiatric hospitalization.

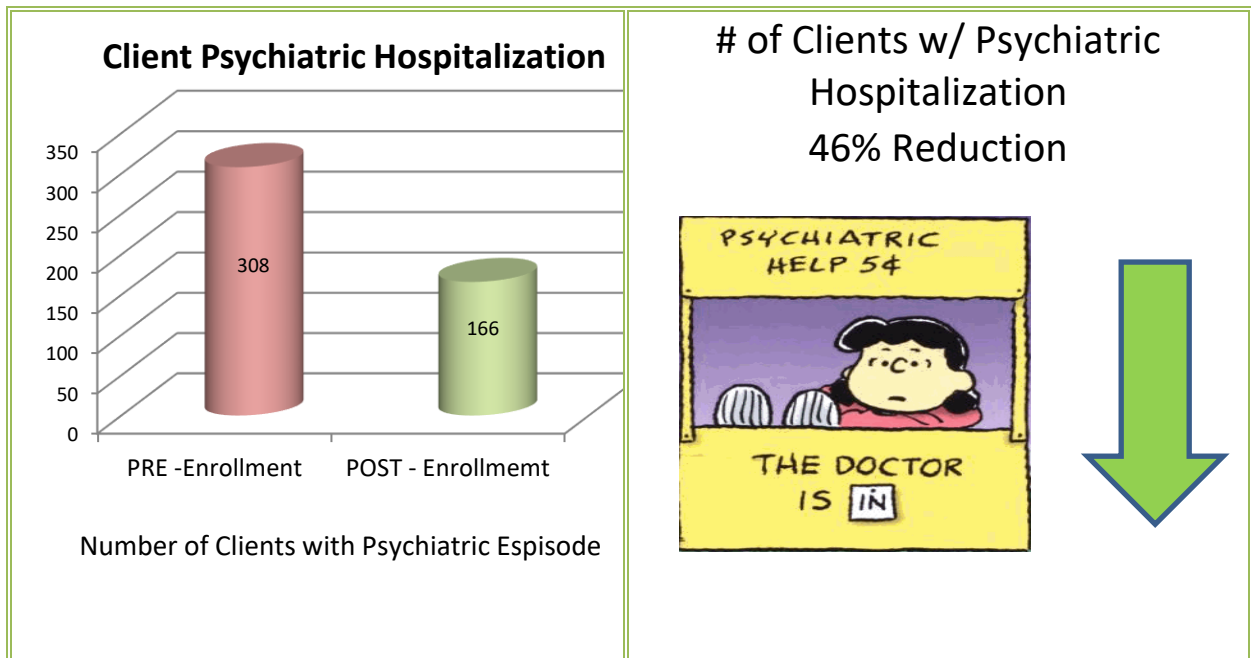
*Medical Hospital Experience* – The number of clients who utilized hospitals for physical emergencies reduced by 94% (from 421 client hospital visits prior to enrollment to 24 client hospital visits post enrollment). Hospital days reduced by 97% (from 1,558 hospital days prior to enrollment to 47 hospital days post enrollment).



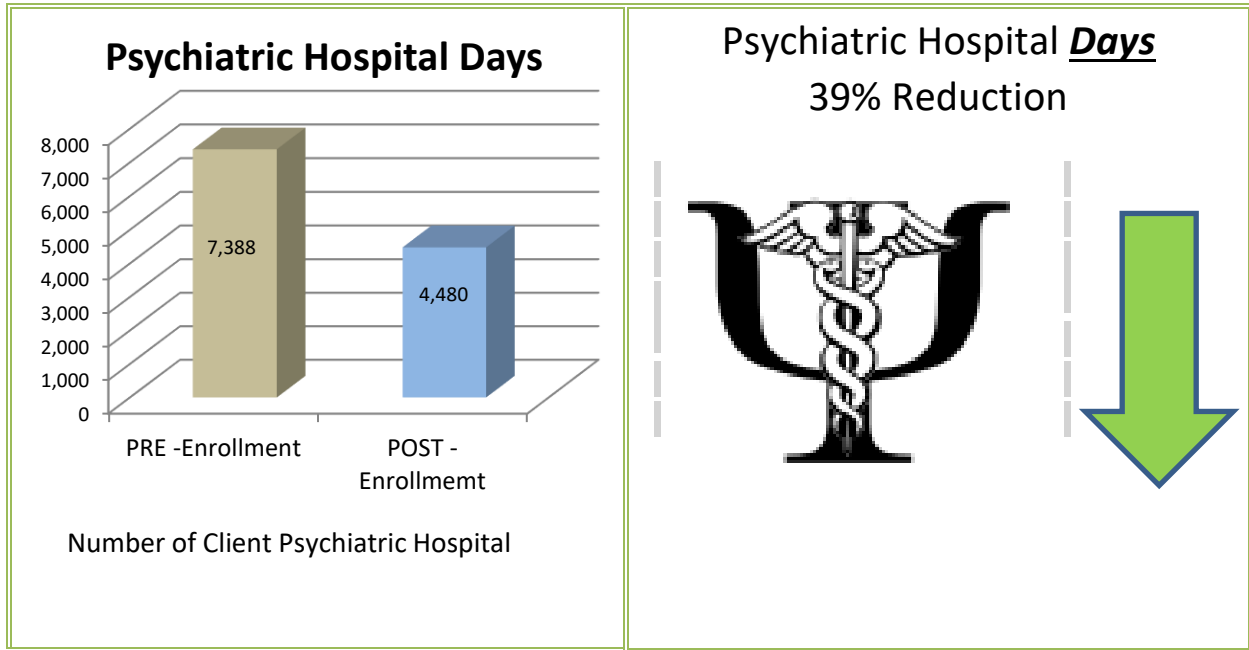
# Fresno County, Department of Behavioral Health Full Service Partnership Program Data Collections Report Fiscal Year (FY) 2016-17



*Psychiatric Hospital Experience* – the number of clients who utilized psychiatric hospitals reduced by 46% (from 308 client’s pre enrollment to 166 clients post enrollment). Psychiatric hospital days reduced by 39% (from 7,388 psychiatric hospital days pre enrollment to 4,480 days post enrollment).



# Fresno County, Department of Behavioral Health Full Service Partnership Program Data Collections Report Fiscal Year (FY) 2016-17



## Estimated Community Cost Benefits:

Fresno County, Department of Behavioral Health provides for seven (7) MHSA FSP Programs (reporting period, July 1, 2016 through June 30, 2017) with a total 1,600 FSP clients enrolled at any given time during this reporting period of which 988 (62%) clients actively enrolled for a minimum of 12 months. Fresno County acknowledges that FSP programs are not only beneficial to County beneficiaries but also beneficial to the County and Community and estimates a total of \$6,016,159 in cost benefits for FY 2016-17. The estimate cost benefits are based on the 988 clients' reduction in *Homelessness, Incarceration, and Hospitalization* (physical and psychiatric) days.

*Homeless cost benefit rate* is based on the 2009 study, "Where we sleep: The Cost of Housing and Homelessness in Los Angeles". The study's findings concluded that the cost of homelessness is \$96 per day, while Emergency Shelters are estimated at a cost rate of \$73 per day.

In FY 2016-17, Fresno County FSPs experienced a 72% reduction in homeless days of 19,511 days at an estimated cost benefit of \$1,350,336. Clients also experienced a 18% reduction in the utilization of Emergency shelter days for an estimated cost benefit of \$117,092. Overall estimated benefits for homelessness and emergency shelter days is \$1,467,428 for FY 2016-17.



# **Fresno County, Department of Behavioral Health Full Service Partnership Program Data Collections Report Fiscal Year (FY) 2016-17**

*Incarceration cost benefit rate* is based on the Fresno County, *Community Corrections Partnership Meeting* report (May 14, 2012) at \$71 per day to house an inmate. In FY 2016-17 FSPs reported a 41% reduction in incarceration days (12,053 jail days) for estimate cost benefit of \$855,763.

*Hospital cost benefit (medical psychiatric) rate* is based on an average cost per day for Fresno County, adult and youth Psychiatric Health Facilities (\$715/day) and Fresno County cost per day for Community Hospitals (\$1,068). In FY 2016-17, FSP clients experienced a 39% reduction in Psychiatric hospitalization days (2,908 psychiatric days) for an estimate cost benefit of \$2,079,220. In addition, FSP clients experienced a 97% reduction in hospital visits (1,511 visits) for an estimate cost benefit of \$1,613,748 for FY 2016-17. An overall estimated cost benefit for psychiatric days and physical hospital visits for FY 2016-17 is \$3,692,968.

February 26, 2018