

PROGRAM TITLE: (MHSA) Co-Occurring Disorders Program for adults and older adults.

PROVIDER: Mental Health System's, Fresno IMPACT Program.

PROGRAM DESCRIPTION: Mental Health System's, Fresno IMPACT Program, is a Full Service Partnership (FSP) that offers services aligned with the Assertive Community Treatment (ACT) model. The ACT model is best known for its 24/7 "what ever it takes" approach to integrated treatment for clients suffering from co-occurring mental health and substance abuse diagnosis. The Fresno IMPACT Program has a maximum capacity of 140 clients and they all have access to an on-site medical team, which includes a Psychiatrist, Registered Nurse, and Licensed Vocational Nurse. Clients are eligible to receive medication management, psychotherapy, drug and alcohol counseling, vocational rehabilitation, and peer support. Moreover, the Fresno

FRESNO COUNTY DEPARTMENT OF BEHAVIORAL HEALTH OUTCOMES

IMPACT program links our client's to community resources for example, general relief, social security benefits, medical, sober living, AA, NA, Al Anon, etc.

AGES SERVED:

- Children Transitional Age Youth (TAY)
 Adult's Older Adults

DATES OF OPERATION: June 1, 2014 to present ***DATA PORTING PERIOD:*** June 1, 2014 thru June 30, 2015.

Clients Served in FY 14-15:

Total FSP referrals received 126

Total FSP Clients enrolled 126

Total FSP clients served 126

Total FSP census as of June 30, 2015 98

Footnote: The DCR system will be used in year's 2,3,4, and 5.

FY 14 – 15 Demographics:

Gender

66% male

44% Female

Ages 24-68

Ethnicity

47% Hispanic

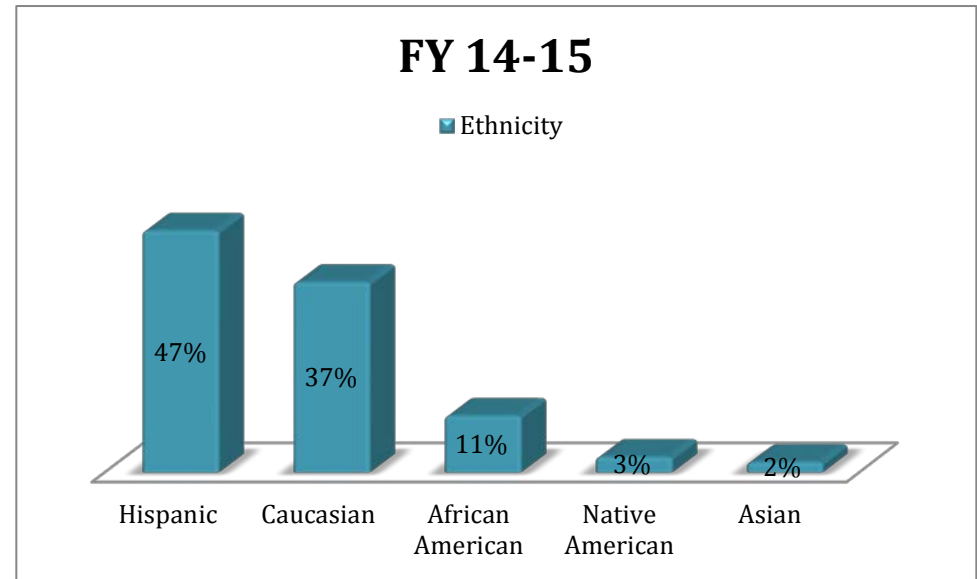
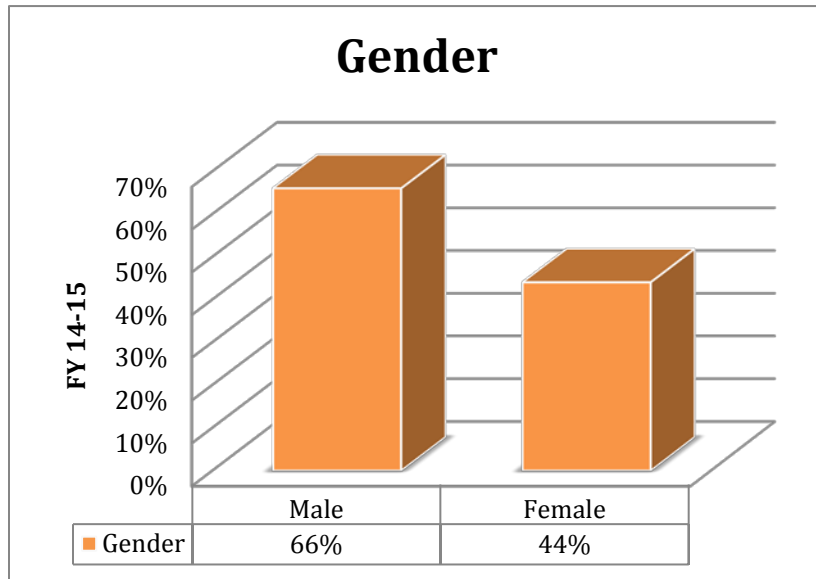
37% Caucasian

11% African American

3% Native American

2% Asian

FRESNO COUNTY DEPARTMENT OF BEHAVIORAL HEALTH OUTCOMES



Footnote: The DCR system will be used in year's 2,3,4, and 5.

OUTCOME GOALS:

I. Reduce incidents of inpatient Psychiatric Hospitalization.

Outcome Data:

(Goal #1) The FSP will show a 90% reduction in Consumer's days in in-patient psychiatric hospitalizations after being enrolled in FSP compared to the year before being enrolled in the FSP.

(Outcome #1) The Fresno IMPACT Program was able to track this data based on the referral information that came with client at admission. The Program will be able to track against historical data in year two. Fresno IMPACT clients' had a total of 6 in-patient psychiatric hospitalizations in year one, this is over a 90% reduction based on referral history. Fresno IMPACT has also seen a significant reduction on "emergency stabilization" hospital stays in year one.

II. Reduce incidents of Homelessness.

Outcome Data:

(Goal #2) All 76 clients transitioned to the Fresno IMPACT Program continued receiving assistance with housing. Fresno IMPACT Program FSP will show zero (0) days of homelessness after being enrolled in the program, unless consumer declined housing assistance.

CONTRACTOR will notify MHSA Manager or designee of consumer's decline and document accordingly. The provider must have clear documentation of efforts to house clients in an appropriate setting.

(Outcome #2) During FY 14-15 the Fresno IMPACT Program received 126 clients into services. Out of the 126 clients received only 2 declined housing, resulting in a 98% rate of success in assisting our clients find and maintain housing. Regarding the 2 clients that did

refuse housing support, efforts are ongoing to assist them change their current housing situation.



III. Reduce incidents of Incarcerations.

Outcome Data:

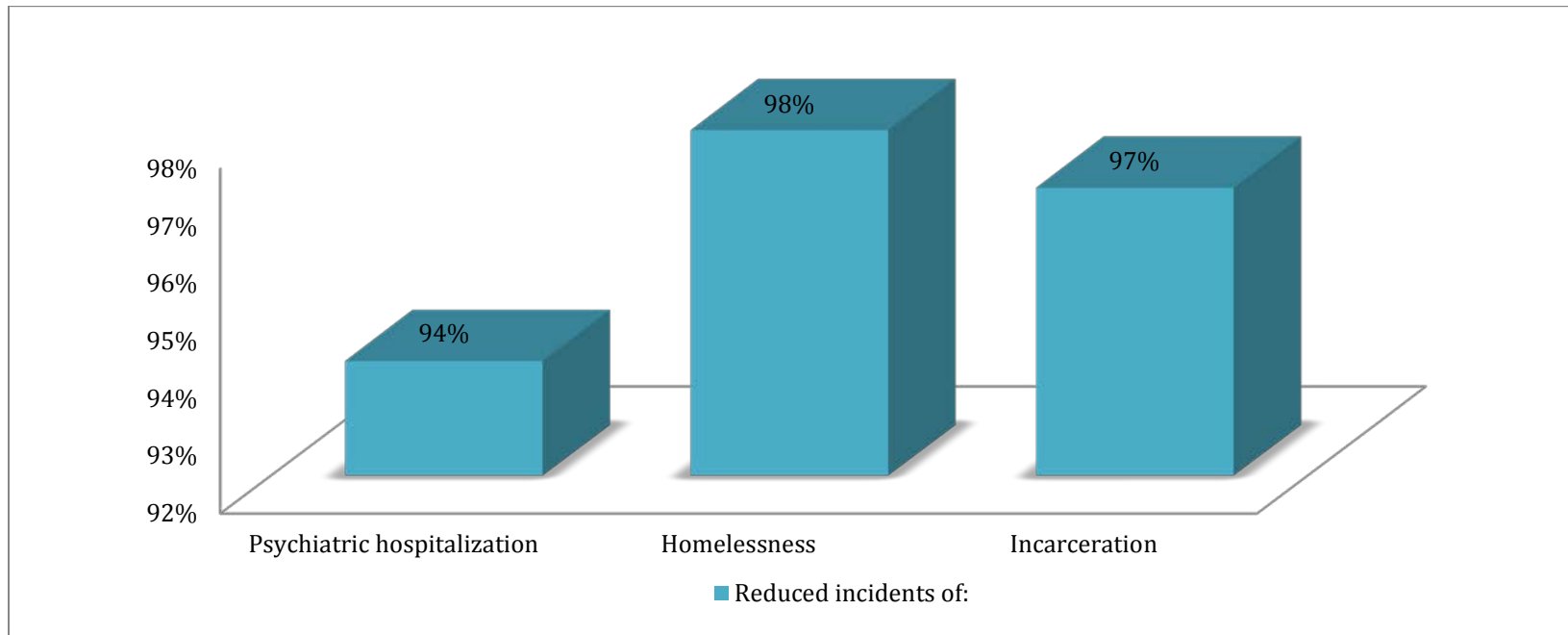
(Goal #3) The FSP will show a 90% reduction in Consumer's days incarcerated after being enrolled in FSP compared to the year before being enrolled in the FSP.

(Outcome #3) The Fresno IMPACT Program tracked this data based on the referral:

Footnote: The DCR system will be used in year's 2,3,4, and 5.

FRESNO COUNTY DEPARTMENT OF BEHAVIORAL HEALTH OUTCOMES

We will be able to track against historical data in year two. Fresno IMPACT had three clients who were incarcerated and spent time in jail in year one. Three incarceration's totaled an approximately 210 days incarcerated in year one. 210 days shows a more then 90% reduction using client referral/intake data collected.



Footnote: The DCR system will be used in year's 2,3,4, and 5.

IV. Reduce incidents of Crisis Services.

Outcome Data

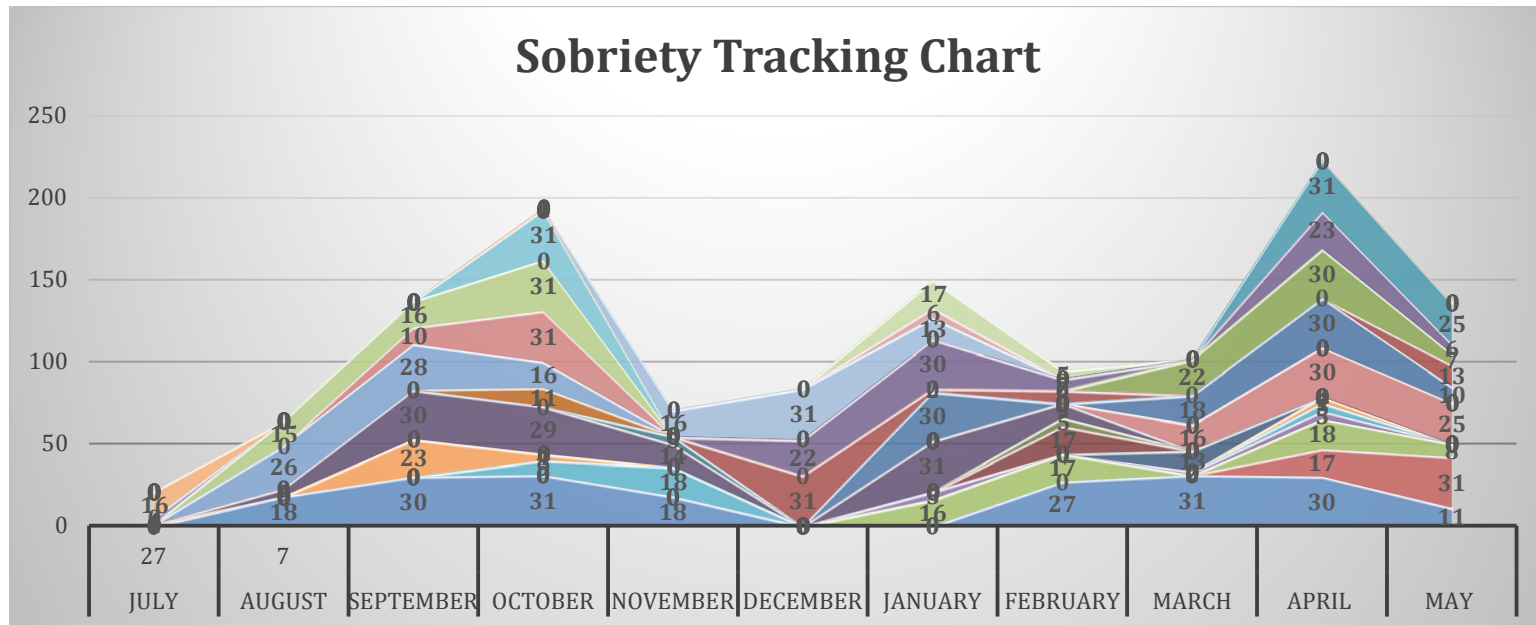
Reduction in Crisis Episodes. Clients receiving services from Fresno IMPACT will show a seventy-five (75%) reduction in crisis episodes post enrollment. Each client shall be assigned a case manager upon admission as well as have access to our 24 hour a day crisis line.

V. Use of Addiction Treatment Services.

Inpatient treatment was a priority in year one, Fresno IMPACT sub-contracted with providers to ensure every client who expressed interest in receiving inpatient treatment was afforded the opportunity. Due to the nature of our population, co-occurring we wanted to develop a

FRESNO COUNTY DEPARTMENT OF BEHAVIORAL HEALTH OUTCOMES

base line of functioning and needed support in order to effectively treat and support the entire individual. Fresno IMPACT assisted in 42 inpatient addiction treatment episodes in year one. Outpatient support and education groups are run weekly at Fresno IMPACT for all clients to participate in.



This chart represents the number of day's clients remained sober after receiving addiction treatment.

Footnote: The DCR system will be used in year's 2,3,4, and 5.

VI. REDUCTION OF LOCUS (level of car utilization system) SCORES:

Total new enrollment LOCUS Scores = 617

Total post admission (6 months) LOCUS Scores = 495

Total LOCUS reduction = 122

Scoring was completed on all admitted clients at intake and 6 months' post admission.

FRESNO COUNTY DEPARTMENT OF BEHAVIORAL HEALTH OUTCOMES

