

FRESNO COUNTY DEPARTMENT OF BEHAVIORAL HEALTH - OUTCOMES - Attachment A

PROGRAM TITLE: MHA SMART Model of Care (a.k.a. Bright Beginnings for Families)

PROVIDER: Comprehensive Youth Services (CYS), EMQ FamiliesFirst (EMQFF), Exception Parents Unlimited (EPU)

PROGRAM DESCRIPTION:

Bright Beginnings is a collaboration of three agencies—EMQ FamiliesFirst (EMQ FF), Exceptional Parents Unlimited (EPU) and Comprehensive Youth Services of Fresno (CYS). Our mission is simple—to build stronger families, with the focus on families of children with complex behavioral health needs. Bright Beginnings offers an array of services designed to empower families to overcome barriers and effectively meet the needs of their children.

Bright Beginnings uses a team based approach to deliver services to support families with children ages birth through ten who have severe behavioral problems. Every family in Bright Beginnings is assigned a team of professional staff to walk with them in their journey through the program.

Bright Beginnings services include:

- Individualized services and supports tailored to the needs of the child and family
- Referrals and linkages to other needed community services and supports
- Behavioral management and positive parenting strategies
- 24 hours/7 days a week crisis support.

Through the unique and cutting edge services offered by each agency, the staff of Bright Beginnings strive to do whatever it takes to provide families with an experience that will not only help them overcome the challenges they are currently facing but to also ensure they have the skills they need to sustain the bright beginning they have created for their child.

CONTRACT CHANGES:

Under the original Bright Beginnings contract December 1, 2007 through June 30, 2013, services and supports were delivered to families with children ages birth through five. EMQ FF provided case management services for all enrolled children and EPU and CYS provided mental health treatment for those enrolled (i.e. Parent Child Interaction Therapy, Incredible Years, individual therapy). The collaborative had the capacity to serve 152 children at any given time.

Under the new contract that took effect July 1, 2013, the age range has expanded from birth through age ten, as it was identified that there were limited services and supports for children in the 6-10 age range. Another change that occurred under the new contract is that EMQ FF, EPU, and CYS each provide the full spectrum of services (case management, collateral, rehabilitation, therapy) to distinct children and families. EMQ FF has capacity to serve 110 children and families, EPU has capacity to service 45 children and families, and CYS has capacity to serve 45 children and families, for a total of 200 children and families able to be served at any given time through this current contract.

FRESNO COUNTY DEPARTMENT OF BEHAVIORAL HEALTH - OUTCOMES - Attachment A

AGES SERVED:

Children
 Adult

TAY
 Older Adult

DATES OF OPERATION: July 1, 2013 (Start of Current Contract) to Present

DATES OF DATA REPORTING PERIOD:

FY15 (July 1, 2014 – June 30, 2015), FY15 Q3&Q4 (Jan 1, 2015 – June 30, 2015), Jan 1, 2014 – June 30, 2015

OUTCOME GOAL

1) 85% of children will exhibit improvement in targeted behaviors as evidenced by a decrease in the Eyberg Intensity Raw score.

2) 85% of the clients that complete treatment will report improved CBCL (Child Behavior Check List) scores between start of treatment and end of treatment.

OUTCOME DATA

1) During FY15, 73% of children had reduced their ECBI Intensity Raw Scores. During FY15 Q3&Q4, 60% of children had reduced their ECBI Intensity Raw Scores. During Jan 2014 – Jun 2015, 90% of children had reduced their ECBI Intensity Raw Scores.

2) During FY15, 86% of children had reduced their CBCL Total Problem Scores. During FY15 Q3&Q4, 80% of children had reduced their CBCL Total Problem Scores. During Jan 2014 – Jun 2015, 95% of children had reduced their CBCL Total Problem Scores.

FRESNO COUNTY DEPARTMENT OF BEHAVIORAL HEALTH - OUTCOMES - Attachment A

3) 85% of the client caregivers that complete treatment will report improved PSI (Parenting Stress Index) scores between start of treatment and end of treatment.

3) During FY15, 66% of children had reduced their Total Stress Scores. During FY15 Q3&Q4, 40% of children had reduced their Total Stress Scores. During Jan 2014 – Jun 2015, 64% of children had reduced their Total Stress Scores.

4) 85% of the clients that participate in the program will report improved CANS (Child/Adolescent Needs and Strengths) scores.

4) During FY15, the majority (CANS 5+: 60%; CANS 0-4: 62%) of children had reduced their Total CANS Scores. During FY15 Q3&Q4, the majority (CANS 5+: 79%; CANS 0-4: 22%) of children had reduced their Total CANS Scores. During Jan 2014 – Jun 2015, the majority (CANS 5+: 68%; CANS 0-4: 62%) of children had reduced their Total CANS Scores.

5) 100% of the clients will have been successfully linked to evidence-based practices/programs or to appropriate mental health service providers in their communities, as required by their individual treatment plans. (No Figure)

5) All three Time Periods, 100% of children were successfully linked to evidence-based practices/programs or to appropriate mental health service providers.

DEPARTMENT RECOMMENDATION(S):

See page 4 for Figures

EMQ FamiliesFirst

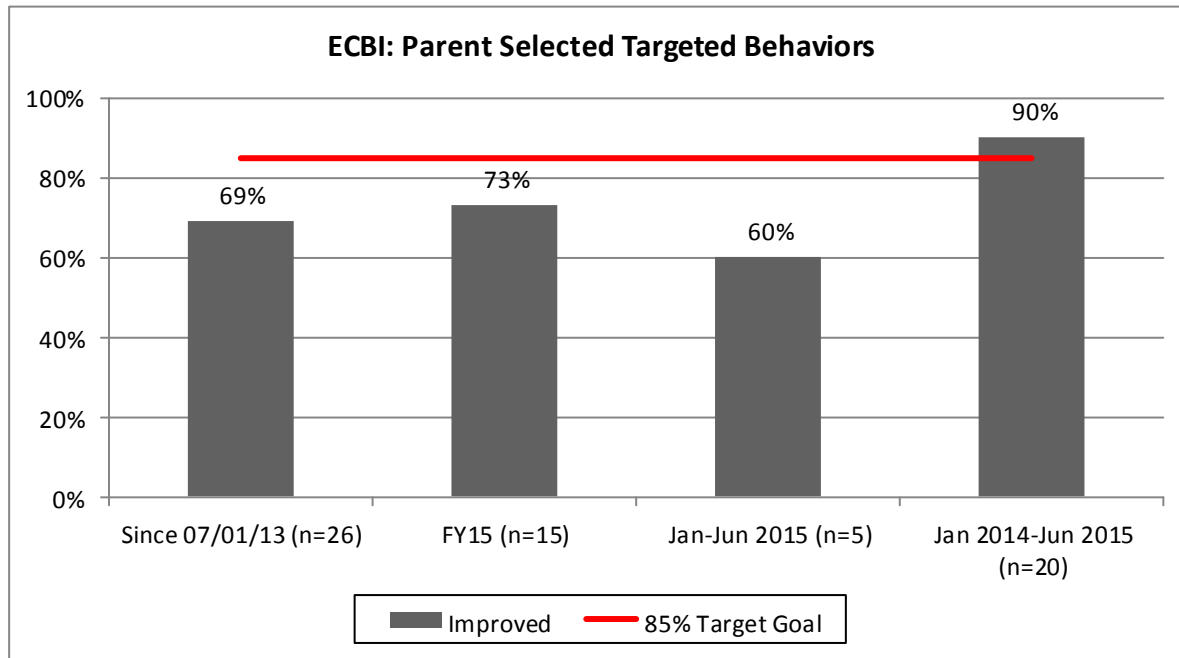
Fresno County Bright Beginnings

External Report: Annual Report FY15 – Outcomes Attachment A

2015-10-19_JL

FRESNO COUNTY DEPARTMENT OF BEHAVIORAL HEALTH - OUTCOMES - Attachment A

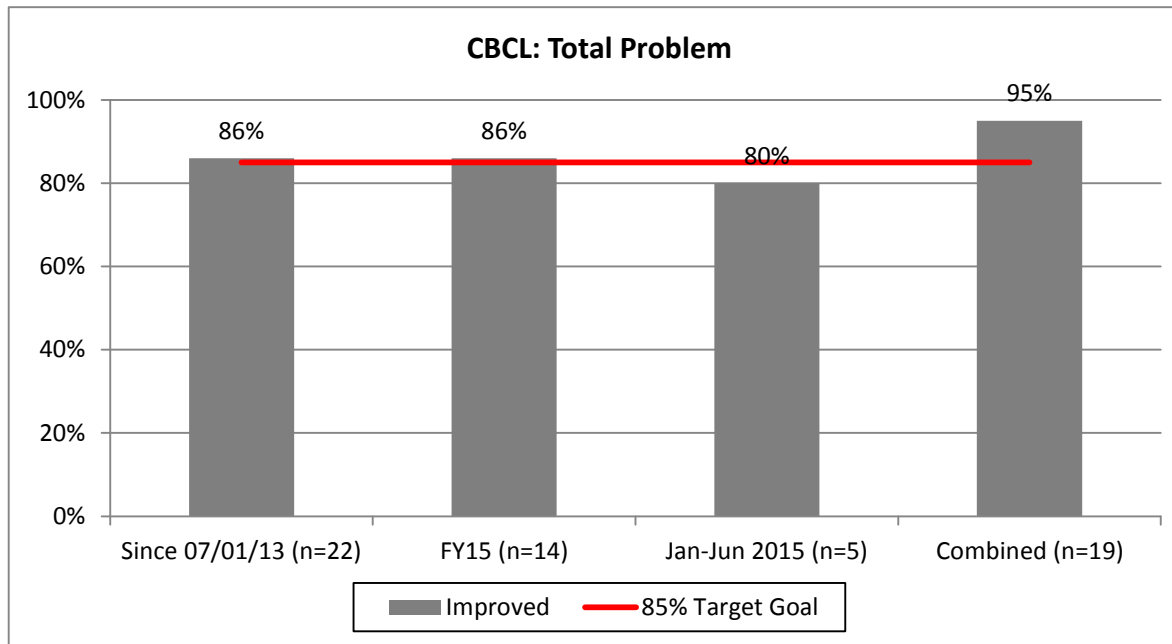
Figure 1



Source: ECBI: Intensity Raw Score (07/15/2015). Notes: (1) n=number of children at or above the Intensity Raw Cutoff score at Time 1; (2) Since 07/01/13: n=26; (3) FY15: n=15; (4) Jan-June 2015: n=5; (5) Jan 2014 - Jun 2015: n=20; (6) This measure is assessed for youth with a reduction in the number of parent selected problem behaviors, from moderate to high raw scores (131+) rating reduced to low raw scores (≤ 130), excluding those with low raw scores at Time 1; (7) Contract Target.

FRESNO COUNTY DEPARTMENT OF BEHAVIORAL HEALTH - OUTCOMES - Attachment A

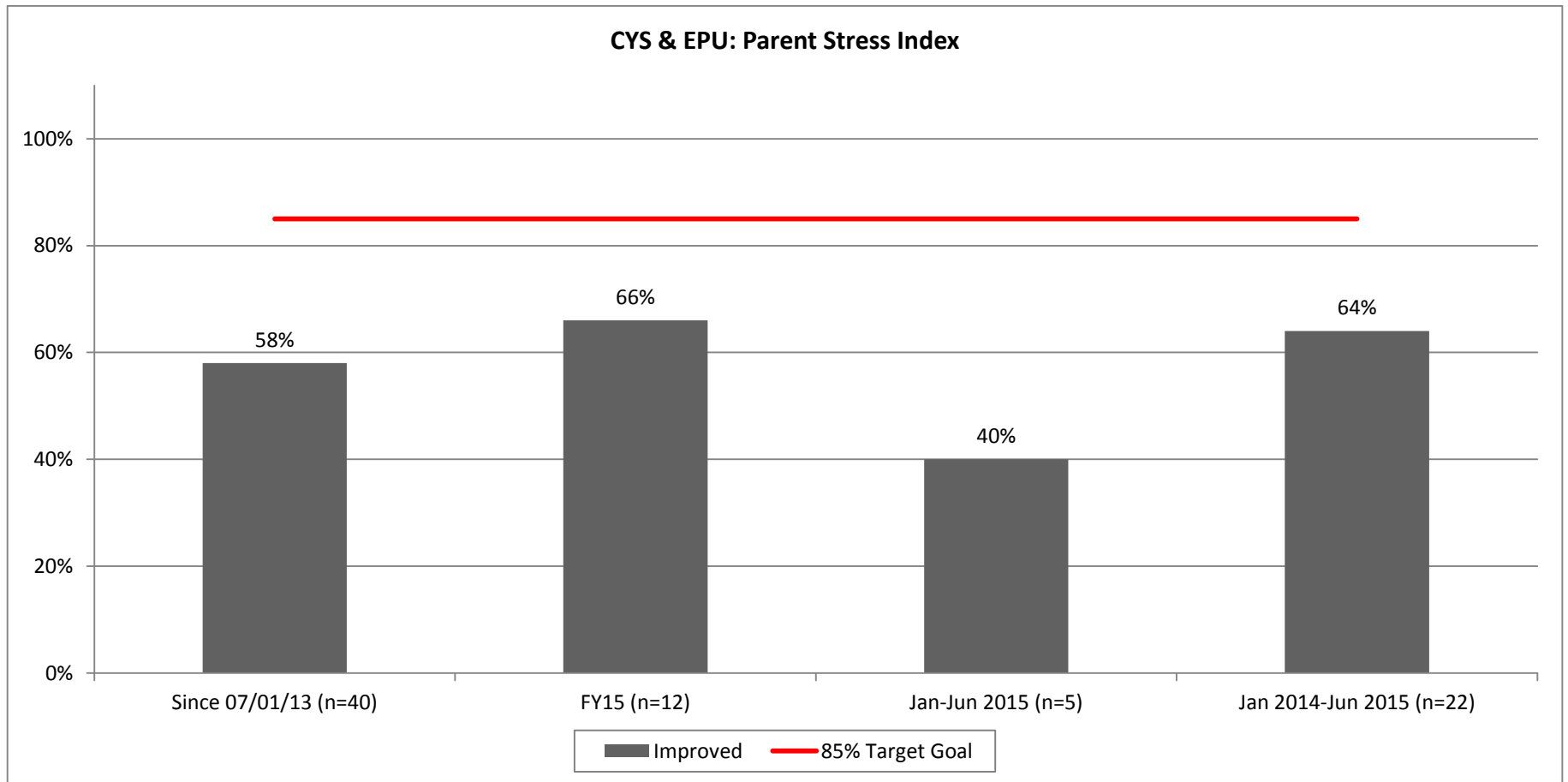
Figure 2



Source: CBCL: Total Problem (07/16/15). Notes: (1) n=number of discharged children with paired data; (2) LOS of discharged children is 60+ days; (3) Paired data: Time 1= Admit, Time 2=Discharge; (3) Since 07/01/13: n=22; (4) FY15: n=14; (5) Jan-June 2015: n=5; (6) Jan 2014 - Jun 2015: n=19; (7) Contract Target.

FRESNO COUNTY DEPARTMENT OF BEHAVIORAL HEALTH - OUTCOMES - Attachment A

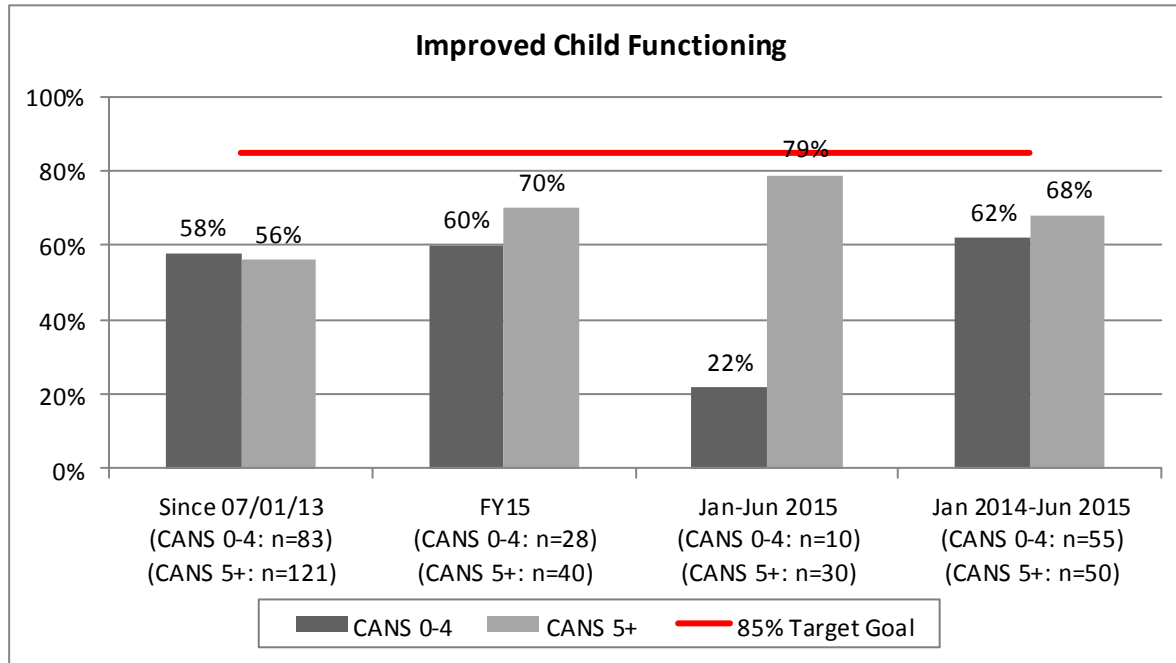
Figure 3



Source: PSI Extract (07/16/15). Notes: (1) n=number of caregivers above the cutoff range at Time 1; (2) This measure is assessed for caregivers with a reduction from moderate to high stress (90+) rating reduced to low stress (≤ 89), excluding those with low stress at Time 1; (3) Since 07/01/13: n=40; (4) FY15: n=12; (5) Jan-June 2015: n=5; (7) Jan 2014-June 2015: n=22; (8) Contract Target.

FRESNO COUNTY DEPARTMENT OF BEHAVIORAL HEALTH - OUTCOMES - Attachment A

Figure 4



Source: (1) CANS 5+ (07/16/15); (2) CANS 0-4 (07/16/15). Notes: (1) n=number of children with actionable items at Time 1; (2) CANS 0-4 (Since 07/01/13: n=83; FY15: n=28; Jan-June 2015: n=10; Jan 2014-June 2015: n=55), CANS 5+ (Since 07/01/13: n=121; FY15: n=40; Jan-June 2015: n=30; Jan 2014-June 2015: n=50); (3) Target Goal is per contract.