

FRESNO COUNTY DEPARTMENT OF BEHAVIORAL HEALTH - OUTCOMES

PROGRAM TITLE: Crisis Stabilization Center

PROVIDER: Exodus Recovery Inc.

PROGRAM DESCRIPTION:

Exodus Recovery operates an LPS designated Crisis Stabilization Center (CSC) providing psychiatric stabilization services to adult consumers 18 years of age and older who would otherwise be taken to or access care in an emergency room. Individuals who experience a mental health crisis or are in imminent danger of presenting a risk to themselves, others or becoming gravely disabled are able to immediately access care 24/7, 365 days per year at the Exodus CSC.

Calendar Year Contract Amount:\$5,812,241

Staffing: 29.3 FTE's

AGES SERVED:

Children
 Adult

TAY
 Older Adult

DATES OF OPERATION:

May 5, 2012 to Present

DATES OF DATA REPORTING PERIOD:

January 1, 2014 through June 30, 2015

<u>OUTCOME GOAL</u>	<u>OUTCOME DATA</u>
Effectiveness of Discharge Planning as demonstrated by the referral and linkage to other department of Behavioral Health programs, community providers and other community resources	Total adult admissions were 8,727. 5,966 (68.4%) client were discharged to non-hospital resources and 2,761 (31.6%) clients were discharge to a hospital. 63% of all adult clients were referred to a Mental Health Center, 24% were referred to a Primary Care Physician or Psychologist and 42.6% were referred to other community resource.
Collaborative approach and treatment strategies to reduce readmission of consumers with frequent admissions to the facility.	There were a total of 424 adult clients with 3 or more visits between Jan 1, 2014 to Sept 30, 2014 (Baseline Period), compared to 342 adult clients with 3 or more visits between Oct 1, 2014 to June 30, 2015. In addition, total visits for clients with 3 or more admissions during Baseline Period was 1,941 visits compared to 723 visit during Oct 1, 2014 to June 30, 2015.
Denial rate for CSU hours that do not meet Medi-Cal medical necessity criteria as determined by the utilization review performed by the Fresno County Mental Health Plan.	Exodus had 0 Medi-Cal denied units (please see grid break down on page 7).

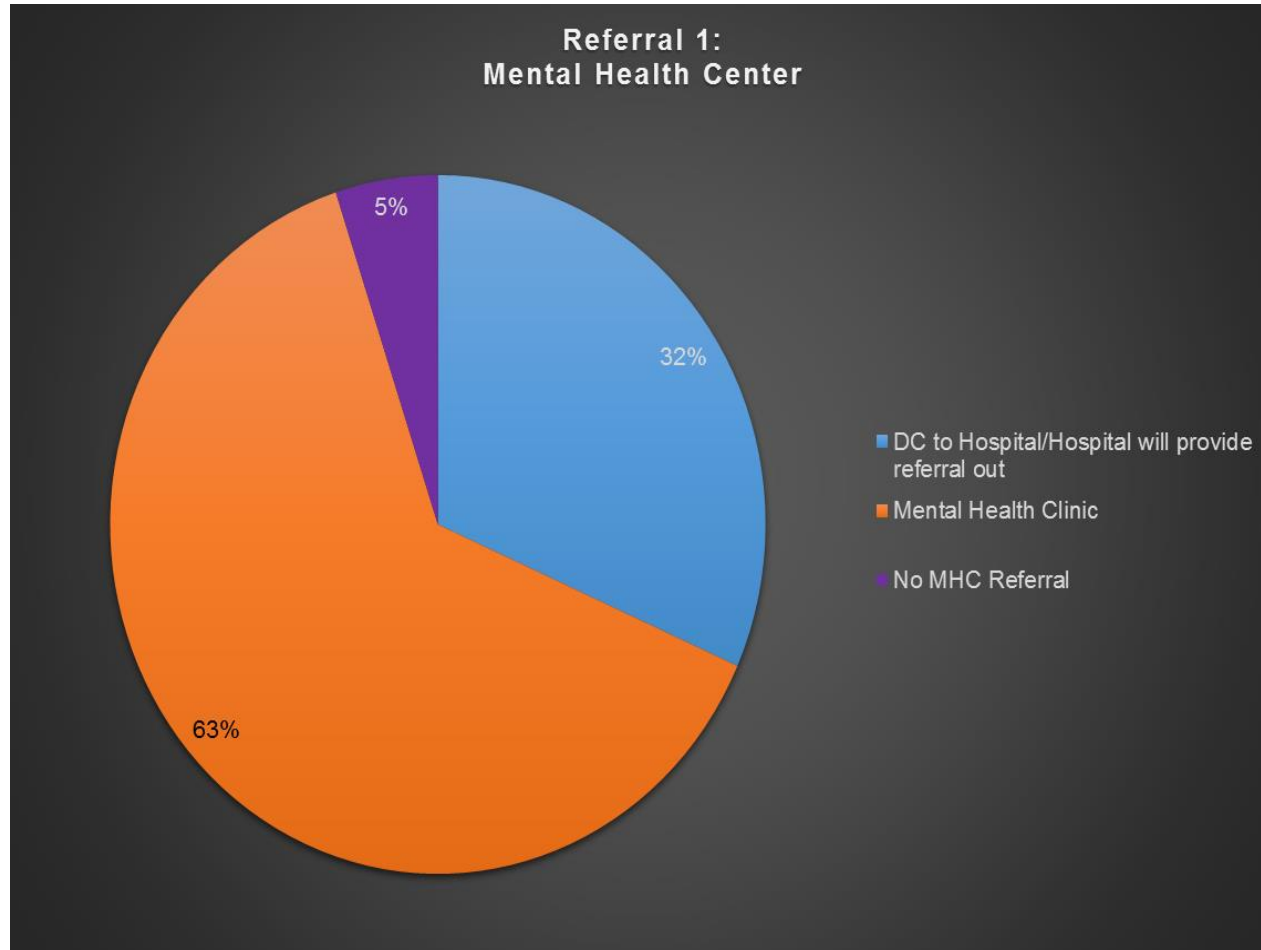
Outcome: Effectiveness of Discharge Planning as demonstrated by the referral and linkage to other department of Behavioral Health programs, community providers and other community resources.

***Note: Exodus provides all clients with up to three referrals during discharge:

Referral 1: Outpatient Mental Health Clinic Referral

Referral 2: Primary Care Physician or Psychiatrist

Referral 3 Other Referral (which could also be another Mental Health Clinic or PCP)

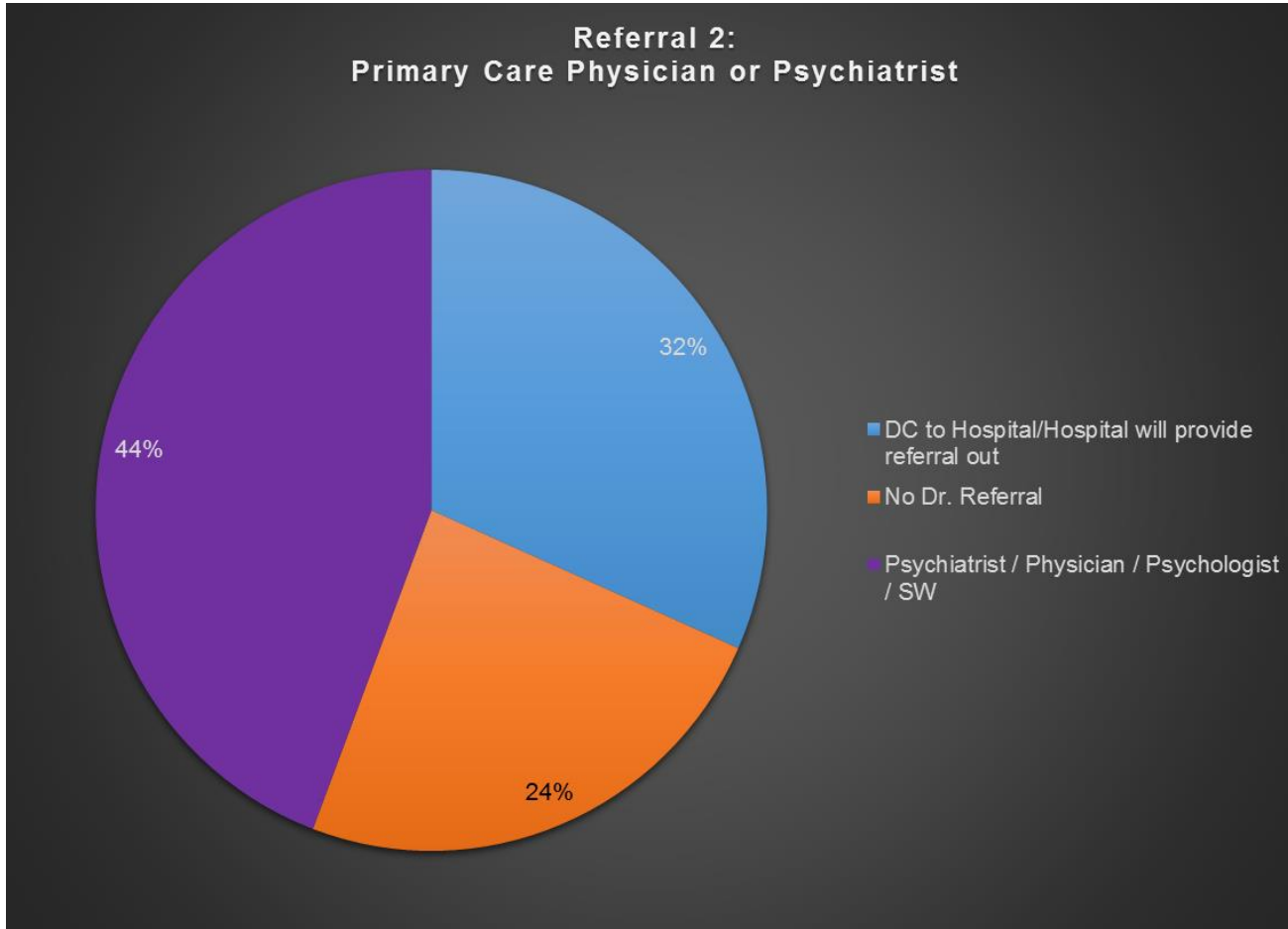


Referred to	# of Clients
DC to Hospital/Hospital will provide referral out	2761
Mental Health Clinic	5526
No MHC Referral	440
Total	8727

NOTES:

- Data extracted from Exodus' Fresno CSC Admissions Log
- Includes Admissions from January 1, 2014 to June 30, 2015
- Includes adults 18 years of age and older

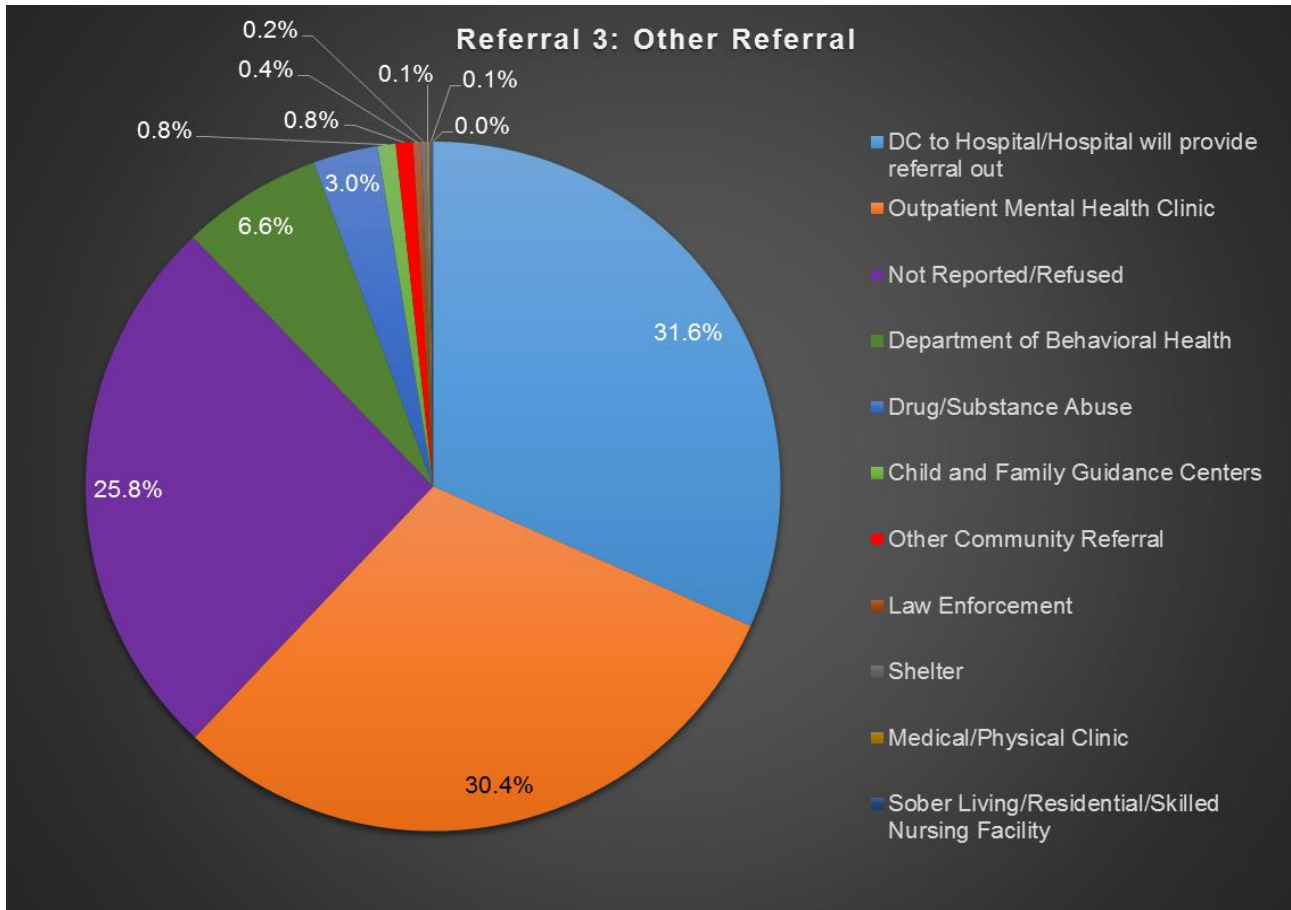
OUTCOMES



Referred to	# of Clients
DC to Hospital/Hospital will provide referral out	2761
No Dr. Referral	2104
Psychiatrist / Physician / Psychologist / SW	3862
Total	8727

NOTES:
 - Data extracted from Exodus' Fresno CSC Admissions Log
 - Includes Admissions from January 1, 2014 to June 30, 2015
 - Includes adults 18 years of age and older

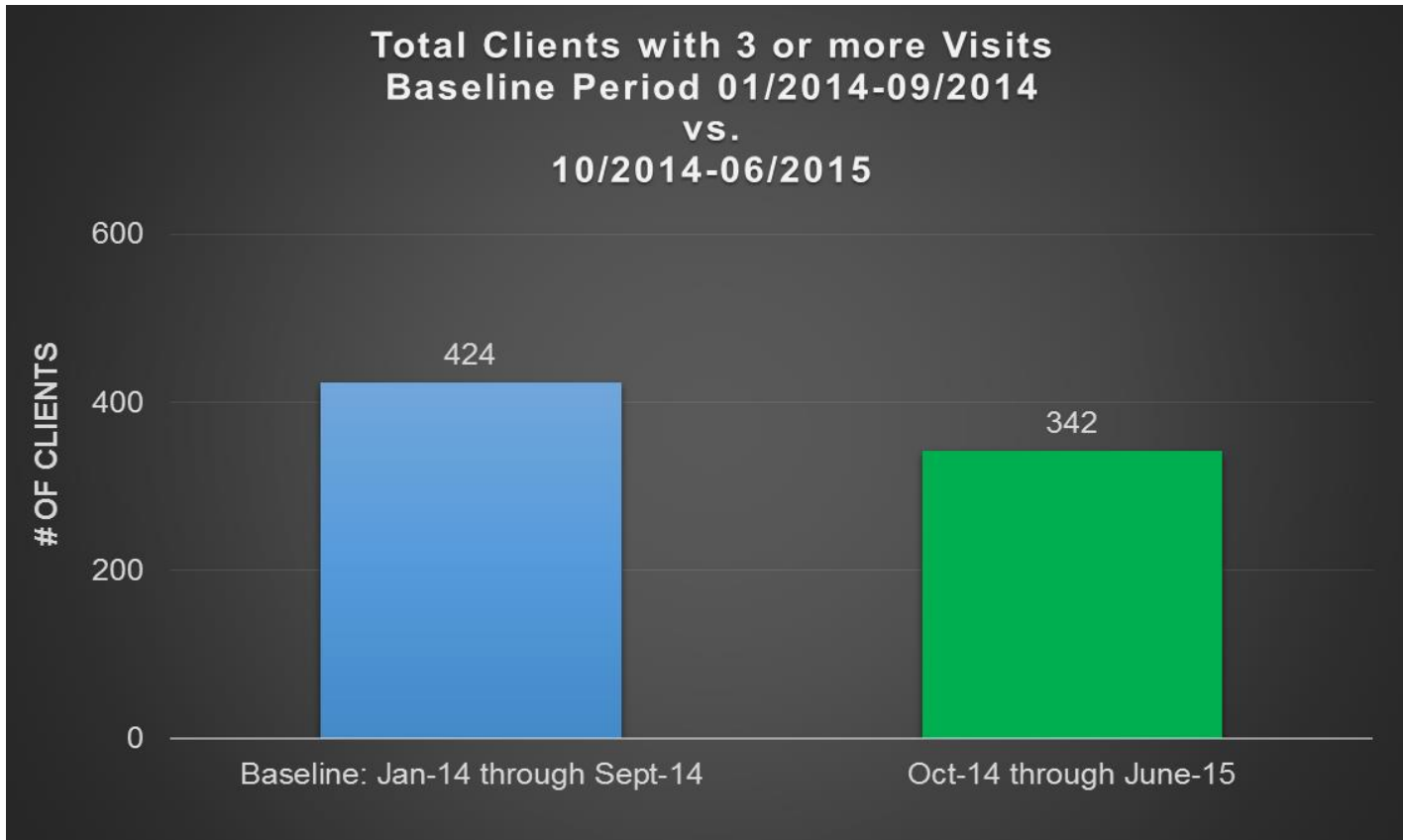
OUTCOMES



Referred to	# of Clients
DC to Hospital/Hospital will provide referral out	2761
Outpatient Mental Health Clinic	2652
Not Reported/Refused	2254
Department of Behavioral Health	573
Drug/Substance Abuse	264
Child and Family Guidance Centers	73
Other Community Referral	70
Law Enforcement	32
Shelter	21
Medical/Physical Clinic	13
Sober Living/Residential/Skilled Nursing Facility	13
Psychiatrist / Physician / Psychologist / SW	1
Total	8727

NOTES:
 - Data extracted from Exodus' Fresno CSC Admissions Log
 - Includes Admissions from January 1, 2014 to June 30, 2015
 - Includes adults 18 years of age and older

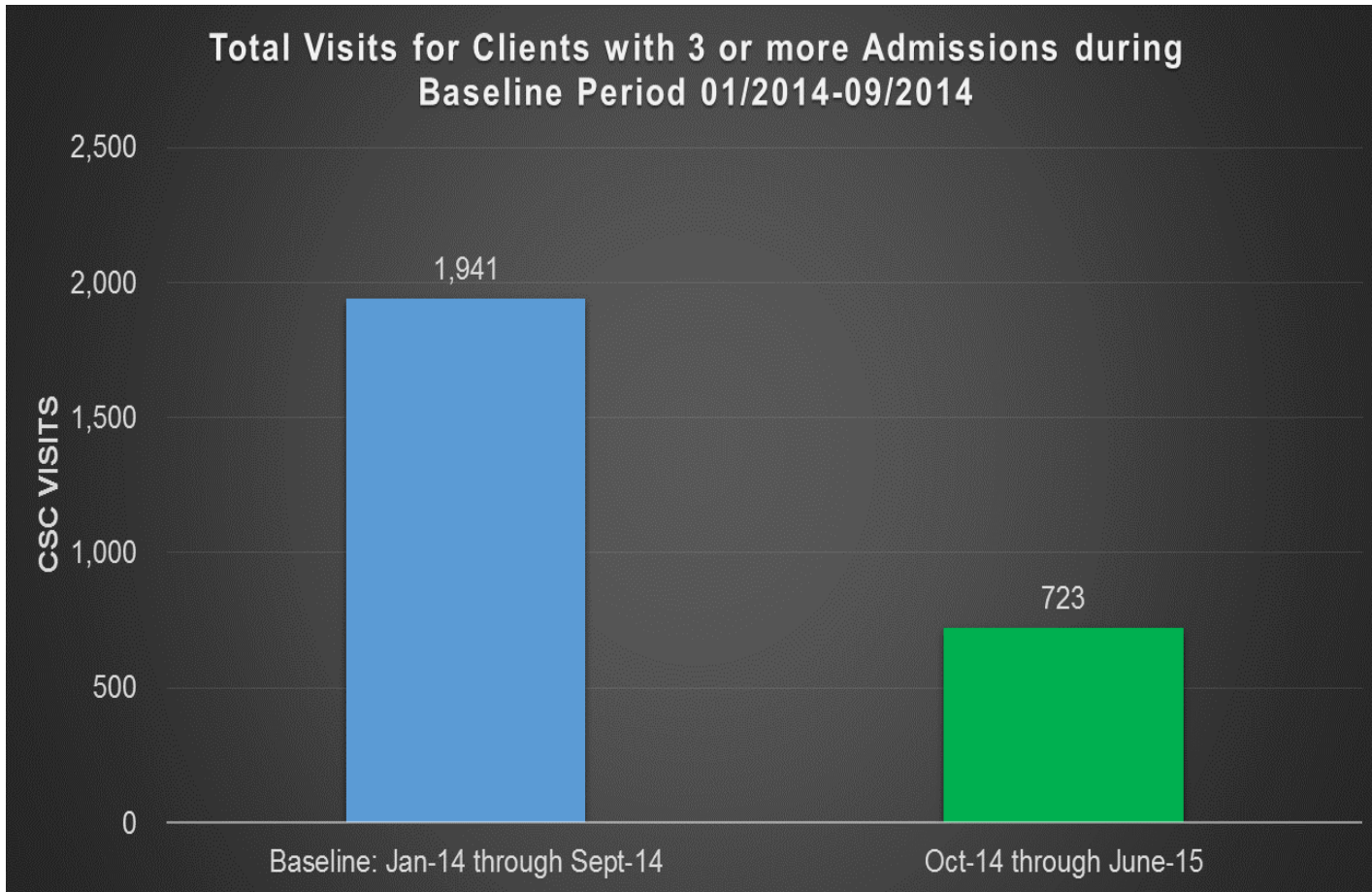
Outcome: Collaborative approach and treatment strategies to reduce readmission of consumers with frequent admissions to the facility.



# of Clients with 3 or more visits	
Jan-14 through Sept-14	Oct-14 through June-15
424	342

NOTES:

- Data extracted from Exodus' Fresno CSC Admissions Log
- Includes Admissions from January 1, 2014 to June 30, 2015
- Includes adults 18 years of age and older



Fresno # of UCC Visits	
Jan-14 through Sept-14	Oct-14 through June-15
1,941	723

NOTES:

- Data extracted from Exodus' Fresno CSC Admissions Log
- Includes Admissions from January 1, 2014 to June 30, 2015
- Includes adults 18 years of age and older

Outcome: Denial rate for CSU hours that do not meet Medi-Cal medical necessity criteria as determined by the utilization review performed by the Fresno County Mental Health Plan.

Calendar Year January 1, 2014 to December 31, 2013 as of June 30, 2015

Mode of Service Number	Service Function Code	Sum of Grand Total All Units	Sum of Total Approved Medi-Cal Cost Report Units	Sum of Total Pending Cost Report Units for Medi-Cal	Sum of Total Unbilled Cost Report Units for Medi-Cal	Sum of Total Denied Cost Report Units for Medi-Cal
10	01	40	0	0	0	0
	24	102,122	54,047	12,280	17,965	0
10 Total		102,162	54,047	12,280	17,965	0
Grand Total		102,162	54,047	12,280	17,965	0

NOTES:

- Data extracted from the Fresno County Legal Entity SD/MC Cost Report
- Includes Admissions from January 1, 2014 through June 30, 2015