

**PROGRAM INFORMATION:**

|                             |   |                            |                                   |
|-----------------------------|---|----------------------------|-----------------------------------|
| <b>Program Title:</b>       | Fresno Family Connections   | <b>Provider:</b>           | Mental Health Systems, Inc.       |
| <b>Program Description:</b> | Outpatient specialty mental health services for children and youth with serious emotional disturbances and aprents with serious mental illness and court specific services to children and families in Fresno County’s Child Welfare Services system. | <b>MHP Work Plan:</b>      | 4-Behavioral health clinical care |
| <b>Age Group Served 1:</b>  | CHILDREN  | <b>Dates Of Operation:</b> | July 29, 2014 - Present           |
| <b>Age Group Served 2:</b>  | ADULT   | <b>Reporting Period:</b>   | July 1, 2015 - June 30, 2016      |
| <b>Funding Source 1:</b>    | Medical FFP   | <b>Funding Source 3:</b>   | Other, please specify below       |
| <b>Funding Source 2:</b>    | EPSDT   | <b>Other Funding:</b>      | DSS                               |

**FISCAL INFORMATION:**

|  |              |                               |                 |
|--|--------------|-------------------------------|-----------------|
| <b>Program Budget Amount:</b>                              | \$ 3,002,500 | <b>Program Actual Amount:</b> | \$ 2,388,139.34 |
| <b>Number of Unique Clients Served During Time Period:</b> | 877          |                               |                 |
| <b>Number of Services Rendered During Time Period:</b>     | 15,505       |                               |                 |
| <b>Actual Cost Per Client:</b>                             | \$2,723.07   |                               |                 |

**CONTRACT INFORMATION:**

|   |   |                         |                           |
|---|---|-------------------------|---------------------------|
| <b>Program Type:</b>                                | Contract-Operated   | <b>Type of Program:</b> | Outpatient                |
| <b>Contract Term:</b>                               | 07/29/2014 – 06/30/2019 (07/29/2014 – 06/30/2017 plus two optional one-year extensions) | <b>For Other:</b>       | Click here to enter text. |
|   |   | <b>Renewal Date:</b>    | 07/01/2019                |
| <b>Level of Care Information Age 18 &amp; Over:</b> | Medium Intensity Treatment (caseload 1:22)  |                         |                           |
| <b>Level of Care Information Age 0- 17:</b>         | Outpatient Treatment  |                         |                           |

**TARGET POPULATION INFORMATION:**

**Target Population:** All referred children, youth, parents, guardians, and foster parents of children with an open Child Welfare case. This target population includes children and youth referred to in the Katie A. Settlement Agreement as members of the “class” and “subclass.”

**MHSA CORE CONCEPTS:**

Please select MHSA core concepts embedded in services/ program:

*(May select more than one)*

Community Collaboration

Choose an item.

Choose an item.

Choose an item.

Please describe how the selected concept (s) embedded :

Fresno Family Connections consistently collaborated with community partners including DSS, EMQ's Wraparound, and JDT's Therapeutic Behavioral Services, to provide a high quality of service to each client. Additionally, FFC collaborated with community partners while providing referrals and linkages to clients upon discharge from the program.

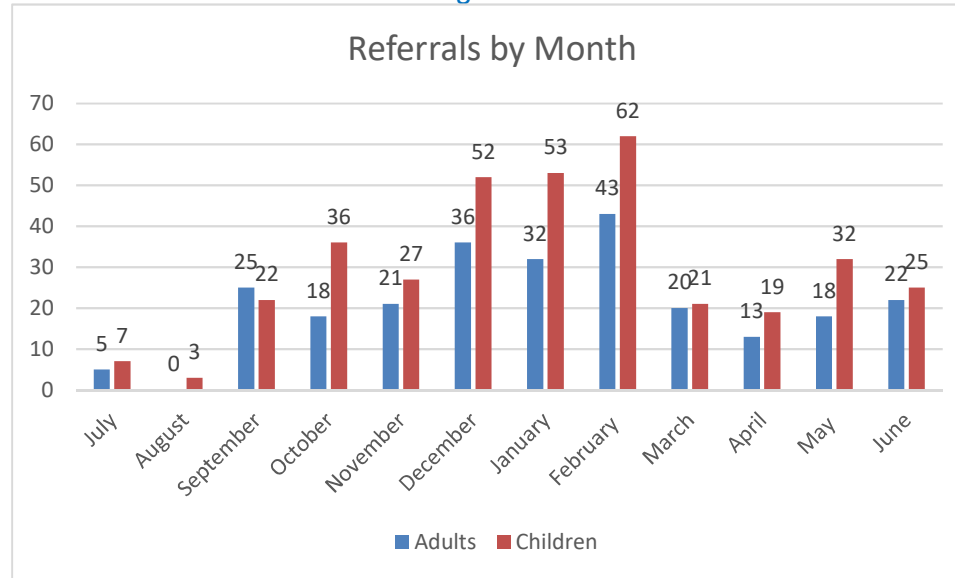
**PROGRAM OUTCOME GOALS:**

1. Improve child and family functioning
2. Reduce caregiver challenges & strain
3. Reduce child maltreatment
4. Reduce out of home placements and high end service utilizations

**PROGRAM OUTCOME DATA/INDICATORS:**

For the period of July 2015 through June 2016, Fresno Family Connections (FFC) received 612 new referrals; 359 of the referrals were for children and 253 referrals were for adults. Data is reported in figure A.

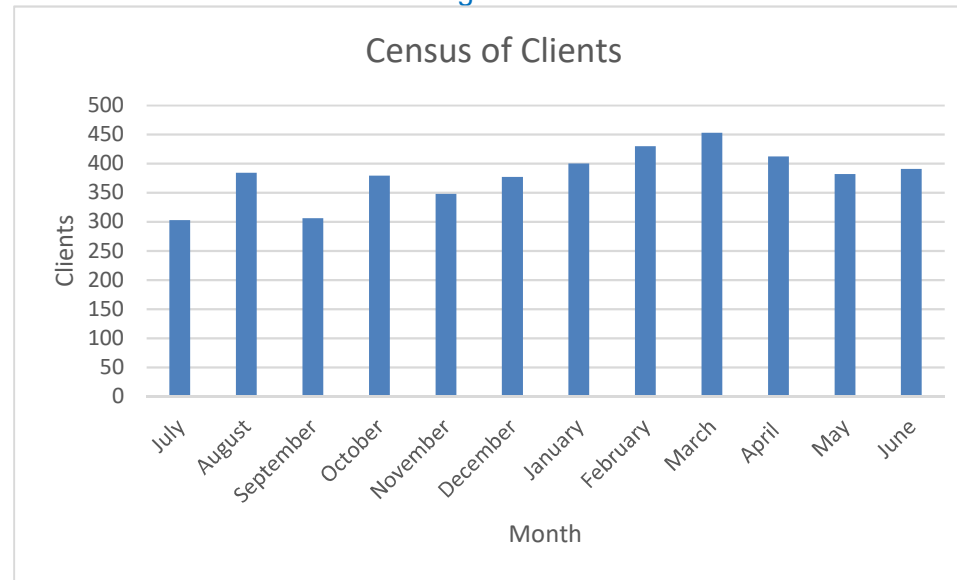
Figure A-



FFC provided services to an average of 380 clients every month. Data is reported in the table below and in figure B.

| Month          | # of Clients Served |
|----------------|---------------------|
| July 2015      | 303                 |
| August 2015    | 384                 |
| September 2015 | 306                 |
| October 2015   | 379                 |
| November 2015  | 348                 |
| December 2015  | 377                 |
| January 2016   | 400                 |
| February 2016  | 430                 |
| March 2016     | 453                 |
| April 2016     | 412                 |
| May 2016       | 382                 |
| June 2016      | 391                 |

Figure B-

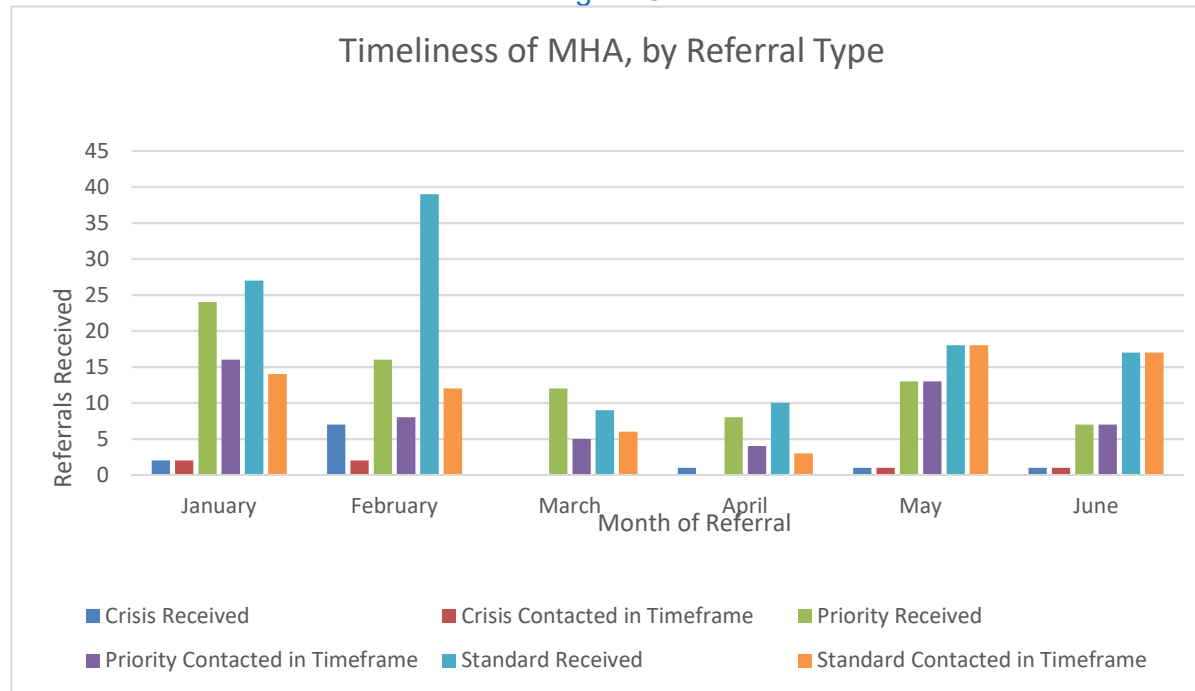


During the period of July 2015 to December 2015 the statistic of timeliness of mental health assessments was not tracked.

January 1, 2016 to June 30, 2016 Fresno Family Connections was requested to provide services in three time frames: 1) standard to be scheduled within 30 days; 2) priority to be scheduled within 14 days; and 3) crisis to be scheduled within 3 days. Data is reported in the table below and in figure C.

| Month         | Crisis Referrals |                       | Priority Referrals |                       | Standard Referrals |                       |
|---------------|------------------|-----------------------|--------------------|-----------------------|--------------------|-----------------------|
|               | # of Referrals   | # which met timeframe | # of Referrals     | # which met timeframe | # of Referrals     | # which met timeframe |
| January 2016  | 2                | 2                     | 24                 | 16                    | 27                 | 14                    |
| February 2016 | 7                | 2                     | 16                 | 8                     | 39                 | 12                    |
| March 2016    | 0                | --                    | 12                 | 5                     | 9                  | 6                     |
| April 2016    | 1                | 0                     | 8                  | 4                     | 10                 | 3                     |
| May 2016      | 1                | 1                     | 13                 | 13                    | 18                 | 18                    |
| June 2016     | 1                | 1                     | 7                  | 7                     | 17                 | 17                    |

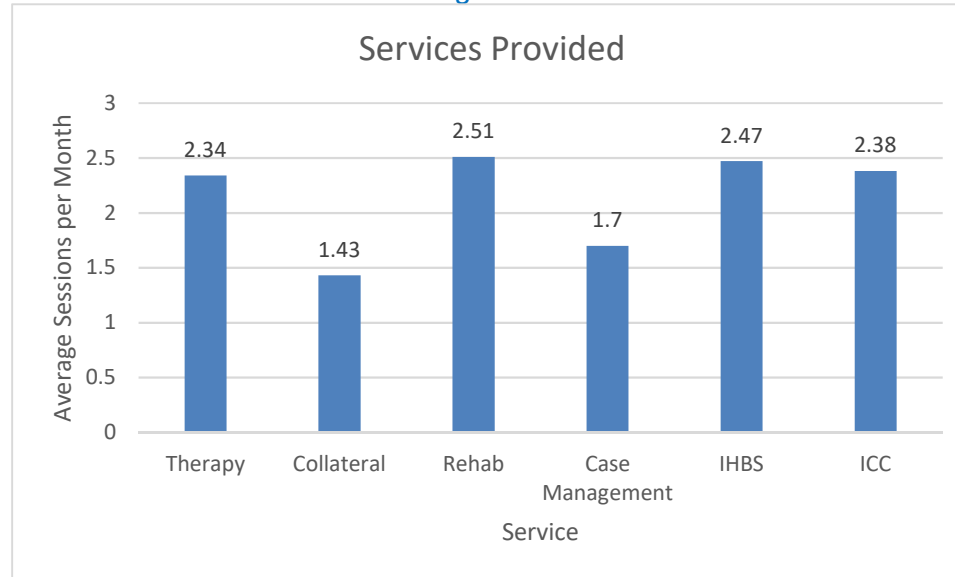
Figure C-



Fresno Family Connections provided a variety of services during the July 1, 2015 to June 30, 2016 period, including individual and family therapy, collateral, rehabilitation, and case management. Starting in February 2016, intensive home based services (IHBS) and intensive care coordination (ICC) were also provided. Data is provided in the table below and in figure D.

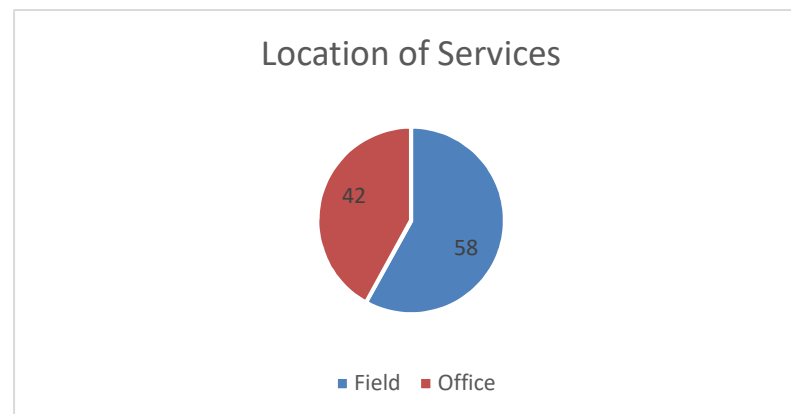
| Service                              | Average # of sessions per month per client |
|--------------------------------------|--|
| Individual and Family Therapy        | 2.34                                       |
| Collateral                           | 1.43                                       |
| Rehabilitation                       | 2.53                                       |
| Case Management                      | 1.69                                       |
| Intensive Home-Based Services (IHBS) | 2.45                                       |
| Intensive Care Coordination (ICC)    | 2.38                                       |

Figure D-



All clients that are serviced at Fresno Family Connections are offered the option of being seen in the home/community or coming to the office to receive services. During the July 1, 2016 to June 30, 2016 period 58% of clients elected to be seen in the field, while an average of 42% of clients were seen in the office. Data provided in figure E.

Figure E-



During the reporting period, 109 clients were successfully discharged from the Fresno Family Connections program. 64 of the successful discharges were children, while 45 of the successful discharges were adults.

The Child and Adolescent Needs and Strengths (CANS) tool was used to assess the improvements to functioning for children and their parents. During this period, the tool was administered at intake and discharge, which provided a sample size for approximately 10% of the average census at Fresno Family Connections. Based on reported data:

1. Improve child and family functioning -- 82.3% of children showed improved functioning or maintained appropriate functioning with their family.
2. Reduce caregiver challenges & strain -- 86.5% of caregivers improved or maintained their social supports and resources in order to reduce strain and challenges, as assessed in the caregiver section of the CANS.
3. Reduce child maltreatment -- No data collected that would accurately measure a reduction in child maltreatment.
4. Reduce out of home placements and high end service utilizations -- 85 of 113 discharged children were placed with their biological parents at the close of services.

**DEPARTMENT RECOMMENDATION(S):**

Click here to enter text.