


Fancher Creek Bridle Trail

Master Plan

Fresno County

March 16, 2016



LARS ANDERSEN &
ASSOCIATES, INC.




Planting Concepts

- ❑ Over All Planting Concept:
 - ❑ Utilize 90% +- California native plants
 - ❑ The vast majority of native plants being regionally native to Fresno County
 - ❑ Great Valley Oak Riparian, Foothill Woodland, Foothill Chaparral Communities
 - ❑ The balance of native plants are those which are climate adaptable
 - ❑ The non native tree plantings are limited to accent focal color at each street entry – selection based on available irrigation type and anticipated life cycle.
 - ❑ The non native tree and shrub plantings are limited to trees and shrubs that solve unique issues that can not be easily or confidently resolved by natives.
 - ❑ Explore Phased Planting of trees and shrubs based on funding and plant availability

Trees

Very Drought Tolerant



Jeffery Pine



Interior Live Oak



Canyon Live Oak



Blue Oak

Trees

Drought Resistant



Desert Willow



Chilean Mesquite hyb



Honey Mesquite

Trees

Riparian



Black Walnut



Red Stem Willow



California
Sycamore



Valley Oak



San Joaquin Willow

Trees

Riparian



Big Leaf Maple



Box Maple



Oregon Ash



Cottonwood



California Bay Laurel

Small Trees/Large Shrubs

Riparian



Ceanothus

Western Redbud

Toyon

Manzanita

Large Shrubs

Full Sun Dry



Ceanothus



Ceanothus



Nevins Mahonia

Large Shrubs

Full Sun Dry



Matiliha Poppy

Buttonwillow



Flannel Bush



Lemonade Berry



Sugar Bush

Large Shrubs

Full Sun/ Dappled Shade- Moist




Wild Rose



Spice Bush



Creek Dogwood



Elderberry



Coffee Berry



Oregon Grape

Medium Shrubs

Full Sun- Dry



Silver Bush Lupine



Wormwood



Gooseberry



Silver Bush Lupine



California Buckwheat



Sage



Large Shrubs

Full Sun- Dry



Yucca- Our Lords Candle



Nopales

Medium Shrubs

Full Sun/ Dappled Shade- Moist



Chaparral
Honeysuckle



Bush Anemone



Brickell Bush



Penstemon



Deer Grass

Bunch Grasses

Dry



Nodding Needle Grass



Purple Needle
Grass



Creeping Wild Rye

Annuals

Dry



Frying Pan Poppy

Owls Clover

Nana Lupine

Annuals

Some Moisture




Milkweed

CA Wild Onion

Soap Plant

Vines



**Native & Non
Native Honeysuckle**



Boston Ivy



Jasmine

Non- native Shrubs

Full Sun/ Dappled Shade- Moist



Fortnight Lilly



Groundcover Rose



Lavender



Bottle Brush



Juniper




Dwarf Myrtle



Texas Ranger

Non- native Shrubs

Full Sun/ Dappled Shade- Moist



Vitex



Buddelia



Little John



Rosemary



Spider Lilly



Naked Ladies

VI. Planting Concepts

- ❑ Over All Planting Concept:
 - ❑ Utilize 90% +- California native plants
 - ❑ The vast majority of native plants being regionally native to Fresno County
 - ❑ Great Valley Oak Riparian, Foothill Woodland, Foothill Chaparral Communities
 - ❑ The balance of native plants are those which are climate adaptable
 - ❑ The non native tree plantings are limited to accent focal color at each street entry – selection based on available irrigation type and anticipated life cycle.
 - ❑ The non native tree and shrub plantings are limited to trees and shrubs that solve unique issues that can not be easily or confidently resolved by natives.
 - ❑ Explore Phased Planting of trees and shrubs based on funding and plant availability



VII. Potential Plant Palette

- ❑ Trees – Native to East Side of Fresno County:
 - ❑ *Acer macropylum* – Big Leaf Maple
 - ❑ *Acer negundo* – Box Elder
 - ❑ *Cercis occidentalis* – Western Redbud
 - ❑ *Fraxinus dipetala* – California Flowering Ash
 - ❑ *Fraxinus latifolia* – Oregon Ash
 - ❑ *Juglans hindsii* – Northern California Black Walnut
 - ❑ *Pinus jeffreyi* – Jeffrey Pine
 - ❑ *Plantanus racemosa* – California Sycamore
 - ❑ *Populus fremontii* – Fremont Cottonwood (cottonless)
 - ❑ *Quercus chrysolepis* – Canyon Live Oak
 - ❑ *Quercus douglasii* – Blue Oak
 - ❑ *Quercus lobata* – Valley Oak
 - ❑ *Quercus wislizenii* – Interior Live Oak
 - ❑ *Salix goodingii* – San Joaquin Willow
 - ❑ *Salix laevigata* – Red Stem Willow
 - ❑ *Umbellularia californica* – California Bay Laurel

VII. Plants

- ❑ Trees – Native to California – Climate Adaptive:
 - ❑ *Chilopsis linearis* hybrid – Hybrid Desert Willow
 - ❑ *Prosopis glandulosa* – Honey Mesquite
 - ❑ *Prunus ilicifolia* – Holly Leaf Cherry

- ❑ Trees – Non Native – Climate Adaptive:
 - ❑ *Lagerstroemia i.* hybrid – Hybrid Crepe Myrtle
 - ❑ *Prosopis c.* hybrid – Hybrid Thornless Chilean Mesquite

- ❑ Shrubs – Native to East Side of Fresno County:
 - ❑ Large – Full Sun - Dry
 - ❑ *Arctostaphylos* – Manzanita
 - ❑ *Ceanothus* – Mountain Liliac
 - ❑ *Cephalanthus* – Button Willow
 - ❑ *Cercocarpus b* – Mountain Mahogany
 - ❑ *Fremontodendron c.* – California Flannelbush

 - ❑ Large – Full Sun / Dappled Shade - Moist
 - ❑ *Cornus s* – Creek Dogwood
 - ❑ *Rosa c.* – California Wild Rose
 - ❑ *Sambucus n.c.* – Blue Elderberry
 - ❑ *Calycanthus o.* – Western Spice Bush
 - ❑ *Mahonia a.* – Oregon Grape
 - ❑ *Mahonia j.* – Jepson's Oregon Grape
 - ❑ *Rhamnus c.* – Coffeeberry



VII. Plants



- ❑ Medium – Full Sun – Dry
 - ❑ *Arctostaphylos* – Manzanita
 - ❑ *Ceanothus* – Mountain Lilac
 - ❑ *Lupinus a.* – Silver Lupine
 - ❑ *Ribes* – Gooseberry
 - ❑ *Yucca Whipplei* - Chaparral Yucca

- ❑ Medium – Full Sun / Dappled Shade – Moist
 - ❑ *Brickellia c.* – California Bricellbush
 - ❑ *Carpenteria c.* – Tree Anemone
 - ❑ *Keckiella* – Penstemon
 - ❑ *Lonciera i.* – Chaparral Honeysuckle
 - ❑ *Muhlenbergia rigens* – Deer Grass
 - ❑ *Ribes* – Gooseberry, Current

- ❑ Shrubs – Native to California – Climate Adaptive:
 - ❑ Large – Full Sun – Dry
 - ❑ *Rhus i.* – Lemonade Berry
 - ❑ *Rhus o.* – Sugar Bush
 - ❑ *Heteromeles a.* – Toyon
 - ❑ *Mahonia Nevinii* – Nevin’s Mahonia
 - ❑ *Romneya c.* – Matilija Poppy

VII. Plants



❑ Shrubs – Native to California – Climate Adaptive (Continued):

❑ Medium – Full Sun – Dry

- ❑ Arctostaphylos – Manzanita
- ❑ Artemisia – Wormwood
- ❑ Ceanothus – Mountain Lilac
- ❑ Eriogonum – Buckwheat
- ❑ Opuntia – Nopales Cactus
- ❑ Ribes – Gooseberry
- ❑ Salvia - Sage

❑ Medium – Full Sun / Dappled Shade – Moist

- ❑ Ribes – Gooseberry
- ❑ Salvia - Sage

❑ Shrubs – Non Native – Climate Adaptive:

- ❑ Bottlebrush – Large & Medium
- ❑ Ground Cover Roses
- ❑ Dwarf Myrtle
- ❑ Lavender
- ❑ Juniper
- ❑ Texas Ranger
- ❑ Fortnight Lilly